

# PARTS PRICE LIST

## CHALMERS "30"

1909 1910 1911



DO NOT ORDER ANY PARTS  
WITHOUT GIVING CAR NUMBER

PRICES SUBJECT TO CHANGE WITHOUT NOTICE

EFFECTIVE JUNE 1, 1911  
SUPERSEDES PREVIOUS QUOTATIONS

**Chalmers Motor Company**  
Detroit, Michigan, U.S.A.

# Repair Parts Price List

*Models F, K and M*

## Chalmers "30"



*Read instructions on pages 5 and 6. When ordering parts give car number at all times.*

Effective June 1st, 1911  
Supersedes Previous Quotations

## Chalmers Motor Company

**Detroit, Mich.**  
U. S. A.



# Index to Illustrations

	PAGE		PAGE		PAGE
ACCELERATOR ASSEMBLY (Touring Car and Roadster) .....	147	FRONT AXLE ASSEMBLY .....	106	ROADSTER (Model "K") .....	13
ACCELERATOR ASSEMBLY (Roadster) .....	147	FRONT SPRING ASSEMBLY .....	86	ROADSTER (Model "M") .....	19
AXLE ASSEMBLY (Front) .....	106	HAND LEVER ASSEMBLY (Brake and Control) .....	151	ROADSTER (No. 9 Torpedo) .....	21
Cross Steering Rod Assembly .....	106	HUB BRAKE ASSEMBLY .....	159	RUNABOUT (Model "F") .....	9
Steering Spindles and Arms .....	106	LANDAULET (Model "M") .....	23	SAMPLES OF ORDERS .....	7
AXLE ASSEMBLY (Rear) .....	98-99	LIMOUSINE (Model "K") .....	17	SAMPLES OF TELEGRAMS .....	8
Axle Casing Assembly .....	98-99	LIMOUSINE (Model "M") .....	24	SIGHT FEED OILER ASSEMBLY .....	139
Differential Assembly .....	98-99	MAGNETO ASSEMBLY .....	48	Sight Feed Oiler Miscellany .....	139
Differential Housing Assembly .....	98-99	MAGNETO ADVANCE ASSEMBLY .....	147	SLIDING GEAR SHAFT ASSEMBLY .....	67
Differential Pinion Shaft Assembly .....	99	MOTOR ASSEMBLY .....	26	SPARK CONTROL ASSEMBLY .....	147
Hub Brake Assembly .....	98-99	Cam Shaft Assembly .....	27	SPICER JOINT .....	73
Rear Axle Miscellany .....	98-99	Carburetor Assembly .....	52	SPRING MISCELLANY .....	86
Spring Block Assembly .....	98-99	Crank Shaft Assembly .....	29	Rear Spring Assembly .....	86
BRAKE AND CONTROL (Hand Lever) .....	151	Crank Case Assembly .....	31	Front Spring Assembly .....	86
BRAKE (Hub) .....	98-159	Connecting Rod Miscellany .....	28	Spring Hangers .....	86
BRAKE (Transmission) .....	69	Cylinder Assembly .....	36	Spring Bolts, Nuts and Grease Cups ..	86
CAM SHAFT ASSEMBLY .....	27	Cylinder Miscellany .....	36	Spring Clips and Spacers .....	86
CARBURETOR ASSEMBLY .....	52	Magneto Assembly .....	48	STARTING CRANK ASSEMBLY .....	126
CARS .....	9-24	Oil Pump Miscellany .....	44	STEERING CROSS ROD ASSEMBLY .....	106
CLUTCH ASSEMBLY .....	64	Timer Assembly .....	48	STEERING GEAR ASSEMBLY (Cut out Drawing) .....	114
COMMUTATOR ASSEMBLY .....	48	Valve Rocker Arm Assembly .....	46	STEERING GEAR ASSEMBLY (Touring Car) ..	115
CONNECTING ROD ASSEMBLY .....	28	Water Pump and Shaft Assembly .....	40	STEERING GEAR ASSEMBLY (Roadster and Pony Tonneau) .....	122
CONTROL ASSEMBLY .....	147	MUFFLER ASSEMBLY .....	161	STEERING GEAR MISCELLANY .....	115
Accelerator Assembly .....	147	Muffler Miscellany .....	161	STEERING REACH ROD ASSEMBLY .....	124
HAND LEVER ASSEMBLY .....	151	OIL PUMP ASSEMBLY .....	44	TELEGRAMS (Samples of) .....	8
Magneto Advance Assembly .....	147	Oil Pump Miscellany .....	44	TIMER ASSEMBLY .....	48
PEDAL CONTROL ASSEMBLY .....	157	OIL RESERVOIR .....	31	TIRE CARRIER ASSEMBLY .....	173
ROCK SHAFT AND PULL ROD ASSEMBLY .....	159	ORDERS (Samples of) .....	7	TORPEDO (Model "M" No. 9) .....	21
Spark Control Assembly .....	147	PEDAL CONTROL ASSEMBLY .....	157	TORQUE ARM AND BUFFER ASSEMBLY .....	79
Steering Gear Assembly .....	114	PINION SHAFT ASSEMBLY .....	99	TOURABOUT (Model "F") .....	10
COUPE (Model "K") .....	16	PISTONS .....	36	TOURING CAR (Model "F") .....	12
COUPE (Model "M") .....	22	PONY TONNEAU (Model "K") .....	14	TOURING CAR (Model "K") .....	15
COUNTERSHAFT ASSEMBLY .....	62	PONY TONNEAU (Model "M") .....	18	TOURING CAR (Model "M") .....	20
CRANK CASE ASSEMBLY .....	31	PROPELLER SHAFT ASSEMBLY .....	73	TRANSMISSION ASSEMBLY .....	58
CRANK SHAFT ASSEMBLY .....	29	Universal Joints .....	73-77	TRANSMISSION BRAKE ASSEMBLY .....	69
CROSS STEERING ROD ASSEMBLY .....	106	PROPELLER SHAFT ASSEMBLY (Hartford) ..	77	TRANSMISSION CASE ASSEMBLY .....	59
CYLINDER ASSEMBLY .....	36	PUMP (Oil) .....	44	TRANSMISSION COUNTERSHAFT ASSEMBLY ..	62
CYLINDER MISCELLANY .....	36	PUMP (Water) .....	40	TRANSMISSION DRIVE SHAFT AND CLUTCH ASSEMBLY .....	64
DIFFERENTIAL ASSEMBLY .....	98-99	REACH ROD ASSEMBLY .....	124	TRANSMISSION MISCELLANY .....	71
DRIVE SHAFT (Axle) .....	98-99	REAR AXLE ASSEMBLY .....	98-99	TRANSMISSION SLIDING GEAR SHAFT ASSEMBLY .....	67
DRIVE SHAFT ASSEMBLY (Transmission) ..	64	Rear Axle Miscellany .....	98-99	UNIVERSAL JOINT ASSEMBLY .....	73
FAN ASSEMBLY .....	144	REAR SPRING ASSEMBLY .....	86	VALVE ROCKER ARM ASSEMBLY .....	46
Fan Miscellany .....	144	Rear Spring Miscellany .....	86	WATER PUMP AND SHAFT ASSEMBLY .....	40
FLY WHEEL .....	29	ROCKER ARM ASSEMBLY .....	46		
FOOT BRAKE (Transmission Brake Assembly) ..	69	ROCK SHAFT AND PULL ROD ASSEMBLY ..	159		
FOOT PEDAL (Pedal Control Assembly) .....	157	ROADSTER (Model "F") .....	11		
FORE AND AFT ASSEMBLY .....	124				
FRAME ASSEMBLY .....	81				

## Index

	PAGE		PAGE		PAGE
Accelerator Assembly T. C.	147	Cushions Touring Car	166	Gas Pipe Miscellaneous Roadster	179
Accelerator Assembly Roadster and Pony Tonneau	148	Cushions Pony Tonneau	172	Gasoline Pressure Pipe Roadster	181
Accelerator Foot Pedal Plate	166	Curtains	186	Gas Pipe Miscellaneous	183
Acetylene Generator	182	Cylinder Assembly	37	Gas Light Lamp Bracket	83
Air Pump	181	Cylinder Stud	33	Gear Case Cover	32
Axle Assembly (Front)	106	Dash Assembly Touring Car	136	Goosenecks	185
Axle Assembly (Rear)	96	Dash Assembly Roadster and Pony Tonneau	136	Hand Lever Assembly Brake and Control (Touring Car)	151
Axle Casing Assembly	96	Dash Lamp Bracket	137	Hand Lever Assembly Brake and Control (Roadster and Pony Tonneau)	156
Axle Miscellaneous	104	Detachable Tonneau	173	Horn Assembly	186
Batteries	134	Deck Mat	170	Hub Brake Shoe Supporting Pin	97
Body Assembly Touring Car	166	Differential Assembly	101	Hub Brake Shoe Assembly	103
Body Assembly Roadster	169	Differential Housing Assembly	101	Hub Brake Support	97
Body Assembly Tourabout	171	Differential Bearing Support Cap	100	Hub Brake Rock Shaft and Pull Rod Assembly	160
Body Assembly Runabout	171	Differential Pinion Shaft Assembly	103	Hub Cap (Front)	110
Body Assembly Pony Tonneau	172	Door Tonneau	167	Hub Cap (Rear)	112
Bonnet Ledge	136	Door Lock Tonneau	167	Hub Front Wheel	109
Bonnet Lock Assembly	142	Door Front	169	Idler Gear	71
Bonnet Miscellaneous	141	Drive Gear	102	Ignition Miscellaneous (Touring Car)	131
Brake Assembly Transmission	69	Drive Shaft and Clutch Assembly	64	Ignition Miscellaneous (Roadster and Pony Tonneau)	133
Brake Drum Transmission	68	Drive Shaft Rear Axle	104	Inlet Manifold	37
Brake Support	97	Drive Gear (Special Ratio)	105	Inlet Valve	37
Brake Shoe	103	Drive Pinion (Special Ratio)	105	Instructions	5-6
Brake and Control Assembly (Hand Lever) Touring Car	151	Dust Shield	91	Kick Pad	171
Brake and Control Assembly (Hand Lever) Roadster and Pony Tonneau	156	Dust Pan Assembly	143	Lamps	184
Cam Shaft Assembly	27	Exhaust Manifold	39	Lamp Bracket (Front)	184
Cam Shaft	27	Exhaust Manifold Stud	38	Lamp Bracket Dash	137
Cam Shaft Gear	27	Exhaust Valve	38	Lighting System Miscellaneous	182
Cam Shaft Bushings	34	Fan Assembly	145	Magneto Assembly	55
Carburetor Assembly	52	Fan Pulley	43	Magneto Advance Assembly	150
Carburetor Miscellaneous	55	Fan Lever Stud	38	Magneto Bracket	35
Cars (Illustrations of)	9-24	Fan Miscellaneous	146	Magneto Shaft Coupling	56
Clutch Assembly	65	Fenders	93	Magneto Strap Assembly	56
Clutch Miscellaneous	66	Foot Rail Touring Car	168	Master Gear	102
Coat Strap Touring Car	166	Foot Rail Pony Tonneau	172	Master Gear (Special Ratio)	105
Coat Strap Roadster and Pony Tonneau	170	Fore and Aft Assembly	124	Master Pinion ("F" and "K")	75
Coil, Heinze	128	Fly Wheel	30	Master Pinion ("M")	103
Coil, Jacobson-Brandow	130	Frame Assembly Touring Car	81	Master Pinion (Special Ratio)	105
Control Assembly	147	Frame Assembly Roadster and Pony Tonneau	87	Mat (Deck)	170
Control Lever	153	Frame End (Front)	82	Mat (Tonneau)	168
Control Bracket	83	Front Axle Assembly	106	Mat (Tonneau—Pony Tonneau)	172
Commutator Assembly (See Timer Assembly)	48	Front Spring Front Hanger	82	Motor Assembly	27
Connecting Rod Assembly	28	Front Spring Rear Hanger	83	Mud Guards (See Fenders)	93
Countershaft Assembly	62	Front Door	168	Muffler Assembly	162
Crank Shaft Assembly	29	Front Wheel Assembly	109	Muffler Cut Out Assembly (Touring Car)	164
Crank Case Assembly	32	Front Wheel Hub	109	Muffler Cut Out Assembly (Roadster and Pony Tonneau)	165
Crank Shaft Gear	29	Front Spring Assembly	87	Muffler Hanger	83
Crank Shaft Annular Bearing (Front and Rear)	30	Gasoline Tank Assembly Touring Car	177		
Cross Steering Rod Assembly	108	Gasoline Tank Assembly Runabout and Tourabout	182		
		Gasoline Tank Assembly Roadster	179		
		Gas Pipe Miscellaneous Touring Car	179		

## Index—Continued

	PAGE		PAGE		PAGE
Muffler Miscellany .....	164	Sector Support Tube.....	120	Tonneau Mat (Pony Tonneau).....	172
Oil Can Holder .....	84	Sediment Cup Assembly .....	178	Tool Box (Model "M").....	168
Oil Pump Assembly .....	44	Shifting Fork .....	72	Top .....	184
Oil Pump Miscellany .....	45	Sight Feed Inlet and Outlet Pipes.....	141	Top Attaching Iron.....	185
Oil Reservoir .....	32	Sight Feed Oiler Assembly (Touring Car)...	139	Torque Arm and Buffer Assembly .....	79
Operating Tube .....	152	Sight Feed Oiler Assembly (Roadster and Pony Tonneau) .....	140	Torque Arm Miscellany .....	80
Orders (Samples of).....	7	Sight Feed Oiler Miscellany.....	141	Tourabout Body Assembly .....	171
Pedal Control Assembly (Touring Car).....	157	Slide Rods (Transmission Miscellany).....	72	Transmission Assembly .....	59
Pedal Control Assembly Roadster and Pony Tonneau .....	158	Slide Rods (Hand Lever).....	155	Transmission Brake Assembly .....	69
Pinion Shaft Adjusting Sleeve Assembly.....	103	Sliding Gear Assembly.....	67	Transmission Brake Drum .....	68
Piston .....	38	Slip Cover .....	186	Transmission Case Assembly.....	59
Piston Pin .....	38	Sod Pan Assembly .....	143	Transmission Countershaft Assembly.....	62
Piston Ring .....	38	Spark Control Assembly.....	149	Transmission Drive Shaft and Clutch Assembly .....	64
Pony Tonneau Body Assembly.....	172	Spark Plug .....	39	Transmission Sliding Gear Shaft Assembly.....	67
Pressure Regulator Assembly.....	179	Spark Rod (Touring Car).....	118	Transmission Stud .....	33
Prest-o-Lite Tank .....	182	Spark Rod (Roadster & Pony Tonneau).....	121	Trunk Rack Assembly .....	175
Primer Rod Assembly .....	55	Spring Assembly (Front) .....	87		
Propeller Shaft Assembly (Hartford).....	78	Spring Assembly (Rear).....	88	Universal Hub (Front) .....	75
Propeller Shaft Assembly (Spicer).....	74	Spring Block Assembly .....	100	Universal Joint Assembly .....	75
Push Rod (See Valve Rocker Arm Assembly)	47	Spring Hanger (Front).....	82	Universal Joint Assembly (Rear) "M".....	76
		Spring Hanger (Rear).....	83		
		Spring Miscellany .....	87-89	Valve Rocker Arm Assembly.....	47
Radiator Assembly .....	135	Spring Shield .....	85	Valve Spring .....	37
Radiator Tie Rod Assembly.....	136	Starting Crank Assembly .....	126	Valve Tappet .....	33
Reach Rod Assembly .....	124	Steering Cross Rod Assembly.....	108		
Rear Axle Assembly.....	96	Steering Gear Assembly (Touring Car).....	113	Water Inlet Hose .....	135
Rear Axle Casing Assembly.....	96	Steering Gear Assembly (Roadster and Pony Tonneau) .....	121	Water Outlet Hose .....	135
Rear Axle Drive Shaft.....	104	Steering Gear Miscellany .....	123	Water Inlet Pipe .....	39
Rear Axle Miscellany .....	104	Steering Reach Rod Assembly.....	124	Water Outlet Pipe .....	39
Rear Axle Spring Block Assembly.....	100	Steering Spindle .....	107	Water Pipe (Carburetor to Radiator).....	135
Rear Axle Truss Rod.....	100	Steering Spindle Arm .....	107	Water Pipe (Cylinder to Carburetor).....	135
Rear Wheel Assembly .....	110	Switch (Coil) .....	129	Water Pump Body .....	40
Rear Wheel Miscellany .....	111			Water Pump Gear .....	42
Rebound Strap .....	91	Tail Lamp Bracket .....	84	Water Pump Gear Cover.....	35
Roadster Body .....	169	Telegrams (Samples of).....	8	Water Pump and Shaft Assembly.....	40
Rock Shaft and Pull Rod Assembly.....	160	Throttle Tube (Touring Car).....	119	Wheel Assembly (Front).....	109
Rocker Shaft Bracket .....	84	Throttle Tube (Roadster and Pony Tonneau)...	123	Wheel Assembly (Rear).....	110
Rebound Strap .....	91	Truss Rod (Rear Axle).....	100	Wheel Rims .....	110-111
Rumble Seat .....	169	Timer Assembly .....	48	Windshield Assembly (Touring Car).....	175
Rumble Seat Box .....	170	Timer Gear .....	42	Windshield Assembly (Roadster and Pony Tonneau) .....	177
Runabout Body Assembly .....	171	Timer Housing .....	34	Wiring System Miscellany (Touring Car)....	131
Running Boards .....	92	Tire Carrier Assembly .....	173	Wiring System Miscellany (Roadster and Pony Tonneau) .....	133
Running Board Iron.....	85	Tonneau Door .....	167	Wrist Pin (See Piston Fin).....	38
Samples of Orders.....	7	Tonneau Door Locks .....	167		
Samples of Telegrams.....	8	Tonneau Mat .....	168		

# I N S T R U C T I O N S

**R**EAD CAREFULLY the following instructions—then, when ordering parts, follow these instructions—by so doing, you will save in many instances—ERRORS or DELAY. In order that parts desired may be located, this list is arranged in “Assemblies”—for example, “The Motor Assembly,” “Transmission Assembly,” “Frame Assembly,” “Axle Assembly,” etc.—and under their respective headings will be found all parts that compose the Assembly. To further aid you in locating the part you may desire, we have inserted with the List of many Assemblies, an illustration, showing all the parts of and pertaining to the Assembly.

Many Parts are designated as Right Hand and Left Hand, or Front and Rear. When determining which is Right Hand, and which is Left Hand, remember—the Right Side is the Right Side as you sit in the Car. To determine which is “Front” and which is “Rear,” regardless of the relative position to the Car of the Assembly, from which the part has been taken—the “Front” is the foremost piece, that is—the part nearest the front of the Car.

When possible, parts should be ordered through “CHALMERS DEALERS;” otherwise supplies will be sent C. O. D. unless cash accompanies the order.

Parts will always be sent by express, and for 55" Tread Cars, and unpainted, unless otherwise specified.

When ordering parts, *ALWAYS* give *CAR NUMBER*, Model Number, Name of Part, Number Required, Color (if painted), and shipping directions (Express or Freight). Model of Car (F, K or M), Type of Car,—T. C. (Touring Car), R. D. (Roadster), P. T. (Pony Tonneau), Coupe, Lim. (Limousine), etc.

We would prefer that, when ordering parts desired, you use our regular Repair Order Blanks—which will be furnished you upon request.

*DO NOT* order by sets or pairs—as this might be misleading. For example, “One set of Piston Rings” might mean—Four Rings, a set for one Piston—or it might mean Sixteen Rings, a set for one Motor.

When ordering Cars and Parts at the same time, make a separate order for each, because Cars and Parts are handled by different Departments.

Write on the order sheet, only that which refers to that particular order—write about other subjects on another sheet, so that it may go directly to the proper department.

When ordering Master Gears or Master Pinions, great care should be used to give us the number of teeth in each Gear or Pinion—the Gear Ratio—(which you will find stamped on each Gear or Pinion), and the “NUMBER OF THE CAR” for which you desire these Gears or Pinions.

When ordering Transmission Gears—always give us the number of teeth in each Gear, and the NUMBER of the CAR for which you desire these Gears.

When ordering a complete Assembly, it is not necessary to list the separate parts of that Assembly in your order,—you will note by reference what parts are included in each Assembly.



Complete Assemblies will be sent only when ordered as such: in any case, only such parts as are specified in the order, will be sent, except in case of wheels.

Whenever possible, parts or assemblies will be sent out ready to attach to Car, but in many cases it will be necessary for the person making the attachment to perform certain operations, such as drilling in place, etc.

When sending parts to us, for any purpose, always tag each box, and each part in each box, giving Model Number, Name of Part and the CAR NUMBER, of the Car from which the part is taken—with YOUR NAME AND ADDRESS.

SHIPMENTS NOT MARKED WITH NAME AND ADDRESS OF CONSIGNOR ON OUTSIDE OF BOX WILL NOT BE RECEIVED.

Be sure to write us at the time you send the package—stating what you are sending, and how—(Mail, Express or Freight). This must be done regardless of any former correspondence. PREPAY TRANSPORTATION CHARGES—and address all communications of this kind, "Attention of Claim Department."

Parts claimed to be defective and for which free replacement is expected—must be sent to us for our inspection, with the Model Number, Name of Part and the Number of the Car from which the part has been taken—within Ninety Days from the purchase of the Car, at the same time write us a letter advising us of the shipment—how shipped—(Mail, Express or Freight), and for what cause you believe the part should be replaced free, also PREPAY TRANSPORTATION CHARGES.

All shortage on shipment of parts, must be claimed within Thirty Days of shipment, or no claims will be allowed.

## Car Number

Do not order parts without giving "Car Number," for—if you should be so negligent as to order parts without giving "Car Number," it would necessitate our writing to you, to ask that you give "Car Number." Hence, the delivery of parts you desired would be much delayed, all because you did not give "Car Number."

It is our earnest desire to render you at all times, prompt and efficient service,—this we can not do, except that, when ordering parts, you give us your "Car Number."

That we attain our ambition—that is—that promptness and accuracy may characterize the filling of parts orders by us—and to afford you the best possible service, we beg of you when ordering parts—to co-operate with us to this end, by giving close attention to the above instructions.

On pages 9 to 24 you will find illustrations of each Model, of Models "F", "K", and "M" Cars.

Under each illustration will be found instructions where to find "CAR NUMBER."

On pages 7-8 will be found samples of telegrams and orders. A careful perusal of these samples, you might find beneficial to you.

THE PRICES ON ALL PARTS LISTED IN THIS BOOK, SUPERSEDES ALL PREVIOUS QUOTATIONS ON THESE PARTS, AND WILL BE EFFECTIVE ON AND AFTER THE FIRST DAY OF JUNE, NINETEEN HUNDRED-ELEVEN, AND ARE SUBJECT TO CHANGE WITHOUT NOTICE.

*Destroy all old lists covering these parts*

USE THIS FORM INSTEAD OF EMBODYING ORDER IN LETTER AND GET QUICKER ATTENTION

**CHALMERS MOTOR COMPANY**  
REPAIR PARTS ORDER

State purpose for which parts are wanted  
 Stock \_\_\_\_\_  
 Immediate use \_\_\_\_\_  
 Confirming wire \_\_\_\_\_  
 Replacement \_\_\_\_\_

Order No. \_\_\_\_\_ Date March 29, 1911

Ship to Wallas Motor Co.

Address 250 Main Street Staunton Va.  
(Street) (City) (State)

Ship Via Express When \_\_\_\_\_

Confirms \_\_\_\_\_ Charge to Above

To insure accuracy in filling orders, be sure to fill in all columns. Always give Code Nos. and correct name.

Quantity	Code		PART NAME	Wanted for Car No.
	Model	No.		
1 Set	M		Front fender <i>(Are they wanted for T. C. or P. T.?) (Car number also wanted)</i>	
½ Doz.	K		Spring bolt nut and grease cups <i>(Which ones?) (Car No.)</i>	
1	F		Drive pinion <i>(What ratio?) (Car No.)</i>	
1	M		Rear spring leaf third from the bottom <i>(For which, upper or lower spring? Get car number.)</i>	
1	F		Steering spindle <i>(Does he want R. H. or L. H.?)</i>	H. W.
4	K	1145	Differential pinions	
1	M	1588	Starting crank shaft	

DON'T FORGET TO GIVE CAR NUMBER AND COLOR. USE CODE NUMBERS. Signed Wallas Motor Co.  
 By S. H. S.

Remarks \_\_\_\_\_

First order—returned for further information

USE THIS FORM INSTEAD OF EMBODYING ORDER IN LETTER AND GET QUICKER ATTENTION

**CHALMERS MOTOR COMPANY**  
REPAIR PARTS ORDER

State purpose for which parts are wanted  
 Stock \_\_\_\_\_  
 Immediate use \_\_\_\_\_  
 Confirming wire \_\_\_\_\_  
 Replacement \_\_\_\_\_

Order No. 580 Date April 1st, 1911

Ship to Wallas Motor Co.

Address 250 Main Street Staunton Va.  
(Street) (City) (State)

Ship Via Express When \_\_\_\_\_

Confirms \_\_\_\_\_ Charge to Above

To insure accuracy in filling orders, be sure to fill in all columns. Always give Code Nos. and correct name.

Quantity	Code		PART NAME	Wanted for Car No.
	Model	No.		
1	M	1035	Front fender R.H. T.C.	2722
1	M	1036	" " L.H. T.C.	"
1	M	1588	Starting crank shaft	"
1	M	969e	#5 leaf for rear spring lower T.C.	1592
6	K	975	Front spring bolts	12563
6	K	968	Spring bolt nuts	"
6	K	979	" " grease cups	"
4	K	1145	Differential pinions	"
1	F	758	Propeller shaft drive pinion 3½ to 1 19 T	9862

DON'T FORGET TO GIVE CAR NUMBER AND COLOR. USE CODE NUMBERS. Signed Wallas Motor Co.  
 By S. H. S.

Remarks Sorry to have caused you the inconvenience that  
prompted this delay.

Second order—properly filled out

Form 260

**THE WESTERN UNION TELEGRAPH COMPANY**

INCORPORATED

25,000 OFFICES IN AMERICA. CABLE SERVICE TO ALL THE WORLD.

ROBERT C. CLOWRY, PRESIDENT

BELVIDERE BROOKS, GENERAL MANAGER

RECEIVER'S NO.

TIME FILED

CHECK

SEND the following message subject to the terms }  
on back hereof, which are hereby agreed to }

(Copy)

Urbana, Ohio, April-sixth,  
Nineteen Eleven.

COLLECT

Chalmers Motor Co.  
Detroit, Mich.

Ship me one K twenty one K ninety two one K two thirty two one M  
thirteen fifty nine two K seven hundred three two K six eleven two M eleven  
forty eight.

Marion Houtz

9:30 A.M

The first telegram is written in such a manner that our specification department has no way to determine just what Marion Houtz wants, and it would be necessary to communicate with him before they enter his order.

Why?

Let us analyze it—First, he has given no shipping directions.

First item—Does he want "K" twenty, or "K" twenty-one?

Second item—Does he want Valve Tappets requiring  $\frac{1}{8}$ " or  $\frac{3}{16}$ " adjusting screws?

Third item—Does he want a Water Pump Body, requiring seven or thirteen clamp bolts?

Fourth item—There were two styles of Rims used on Model "M" Cars, Firestone and Universal—our specification department can not determine which style of Rim Marion Houtz wants—except he have his Car Number, which he has neglected to give.

Form 260

**THE WESTERN UNION TELEGRAPH COMPANY**

INCORPORATED

25,000 OFFICES IN AMERICA. CABLE SERVICE TO ALL THE WORLD.

ROBERT C. CLOWRY, PRESIDENT

BELVIDERE BROOKS, GENERAL MANAGER

RECEIVER'S NO.

TIME FILED

CHECK

SEND the following message subject to the terms }  
on back hereof, which are hereby agreed to }

(Copy)

Urbana, Ohio,  
April seventh,  
Nineteen Eleven.

PAID

DAY LETTER

Chalmers Motor Co.  
Detroit, Mich.


Express one each K twenty K ninety two five sixteenth K two thirty  
two seven hole M thirteen fifty nine two each K seven hundred three K six eleven  
M eleven forty eight. Cars fourteen six eighty and two six two one.

Marion Houtz

8:00 A.M.

This telegram is written in such a manner that our specification department may promptly and accurately enter an order for the parts desired. The writer of the above message has followed the instructions outlined on pages 5 and 6, and has been observant of the explanatory notes under the items, "K" ninety two and "K" two thirty two.

*Repair Parts Price List*



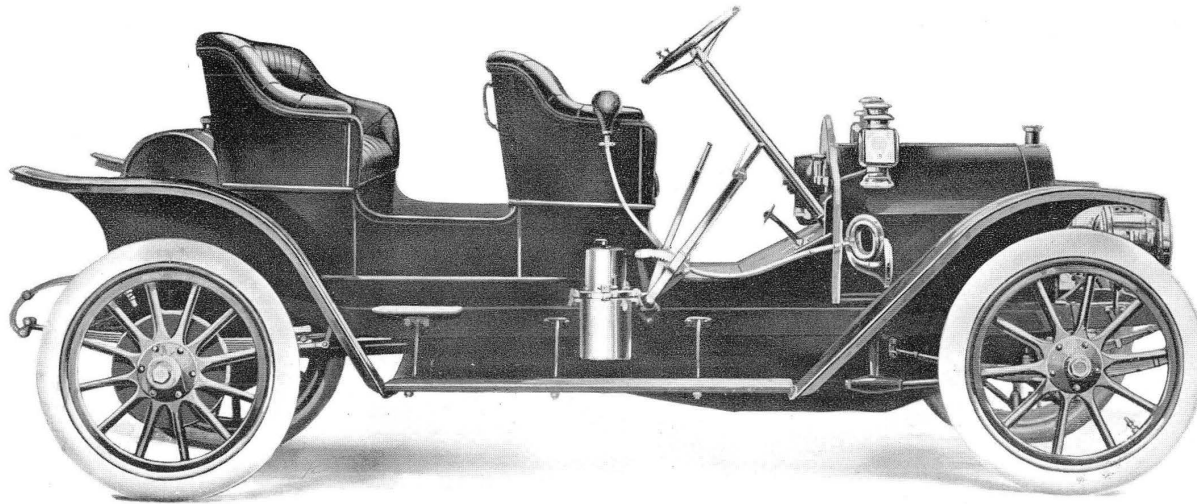
**Cut of Model "F" 1909—Runabout.**

Series of Car Numbers 9001 to 11501.

"CAR NUMBER" will be found on Dash to the right of Steering Column Bracket, or on Heel Board under Front Seat.

Read instructions on pages 5 and 6.





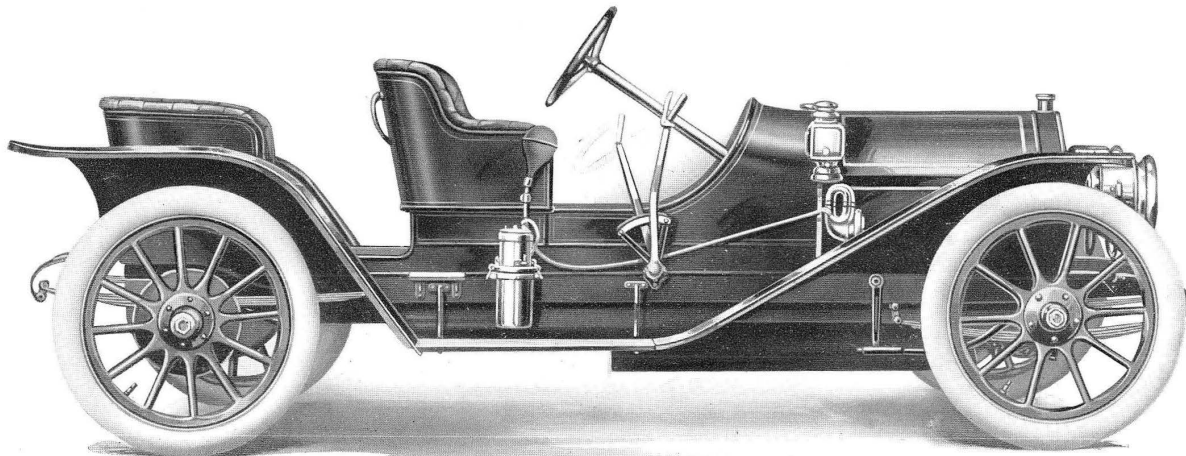
Cut of Model "F" 1909—Tourabout.

Series of Car Numbers 9001 to 11501.

"CAR NUMBER" will be found on Dash—on Plate, to the right of Steering Column Bracket.

When ordering parts give car number at all times.

*Repair Parts Price List*




**Cut of Model "F" 1909—Roadster.**

Series of Car Numbers 9001 to 11501.

"CAR NUMBER" will be found on Heel Board under Front Seat.

Read instructions on pages 5 and 6.




**Cut of Model "F" 1909—Touring Car.**

Series of Car Numbers 9001 to 11501.

"CAR NUMBER" will be found on Dash—on Plate, to the right of Steering Column Bracket.

When ordering parts give car number at all times.

*Repair Parts Price List*



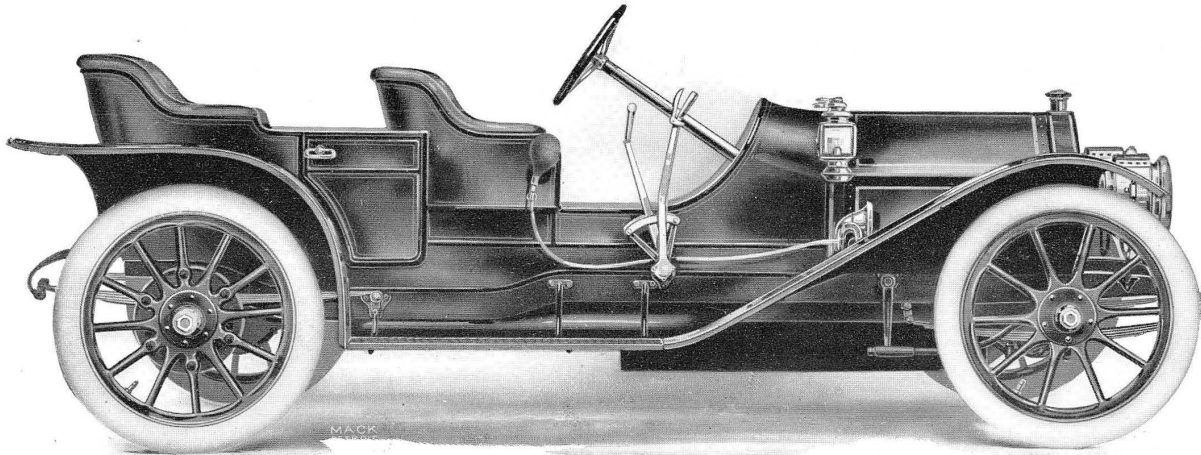
**Cut of Model "K" 1910—Roadster.**

Series of Car Numbers 11601 to 17125.

"CAR NUMBER" will be found on Heel Board under Front Seat.

Read instructions on pages 5 and 6.






Cut of Model "K" P. T.—1910 Design.

Series of Car Numbers 11601 to 17125.

"CAR NUMBER" will be found on Heel Board under Front Seat.

When ordering parts give car number at all times.

*Repair Parts Price List*




**Cut of Model "K" T. C.—1910 Design.**

Series of Car Numbers 11601 to 17125.

"CAR NUMBER" will be found on Dash, to the right of Steering Column Bracket.

Read instructions on pages 5 and 6.




**Cut of Model "K" Coupe—1910 Design.**

Series of Car Numbers 11601 to 17125.

"CAR NUMBER" will be found on Heel Board under Seat.

When ordering parts give car number at all times.

*Repair Parts Price List*




**Cut of Model "K" Limousine—1910 Design.**

Series of Car Numbers 11601 to 17125.

"CAR NUMBER" will be found on Dash to the right of Steering Column Bracket, or on Heel Board under Front Seat.

Read instructions on pages 5 and 6.






**Cut of Model "M" 1911—Pony Tonneau.**

Series of Car Numbers 101 to 9000.

"CAR NUMBER" will be found on Frame Filler Plate, under Front Floor Board, or under Steering Gear.

When ordering parts give car number at all times.

*Repair Parts Price List*




**Cut of Model "M" 1911—Roadster.**

Series of Car Numbers 101 to 9000.

"CAR NUMBER" will be found on Frame Filler Plate, under Front Floor Board, or under Steering Gear.

Read instructions on pages 5 and 6.




Cut of Model "M" 1911—Touring Car.

Series of Car Numbers 101 to 9000.

"CAR NUMBER" will be found on Frame Filler Plate, under Front Floor Board, or under Steering Gear.

When ordering parts give car number at all times.

*Repair Parts Price List*




**Cut of No. 9 Torpedo Roadster.**

Series of Car Numbers 18001 to 20000.

“CAR NUMBER” will be found on Frame Filler Plate, under Floor Boards.  
When ordering parts for this car be sure to specify for No. 9 Torpedo Roadster, and give Car Number.

Read instructions on pages 5 and 6.




Cut of Model "M" 1911—Coupe.

Series of Car Numbers 101 to 9000.

"CAR NUMBER" will be found on Frame Filler Plate, under Front Floor Board, or under Steering Gear.

When ordering parts give car number at all times.




**Cut of Model "M" 1911—Landaulet.**

Series of Car Numbers 101 to 9000.

"CAR NUMBER" will be found on Frame Filler Plate, under Front Floor Board, or under Steering Gear.

Read instructions on pages 5 and 6.



**Cut of Model "M" 1911—Limousine.**


Series of Car Numbers 101 to 9000.

"CAR NUMBER" will be found on Frame Filler Plate, under Front Floor Board, or under Steering Gear.

When ordering parts give car number at all times.

## Repair Parts Price List



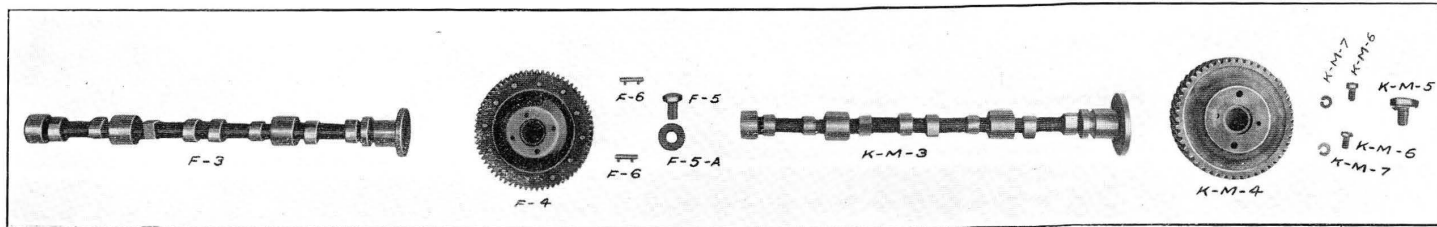


Motor Assembly

Repair Parts Price List

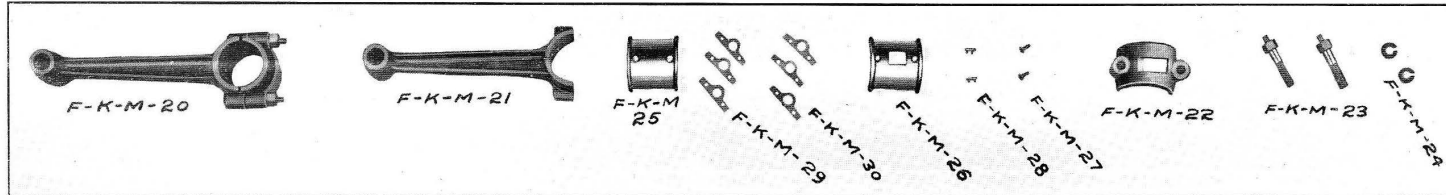
# Motor Assembly

Model Number	NAME OF ASSEMBLY OR PART.	Number per Car.	Price		
F- 1.....	Motor Assembly (Less Magneto) consists of parts to 457 inc.....	1	\$800.00	09	
K- 1.....	" " " " " " " " 457 " .....	1	600.00		10
M- 1.....	" " " " " " " " 457 " .....	1	600.00		11
F- 1-a.....	" " (With Magneto) consists of parts to 492 inc.....	1	700.00	09	
K- 1-a.....	" " " " " " " " 492 " .....	1	700.00		10
M- 1-a.....	" " " " " " " " 492 " .....	1	700.00		11



Model Number	CAM SHAFT ASSEMBLY Consists of parts to 7 inclusive.	Number per Car.	Price		
F- 2.....	Cam Shaft Assembly .....	1	\$28.00	09	
K- 2.....	" " " " .....	1	28.00		10 11
M- 2.....	" " " " .....	1	28.00		10 11
F- 3.....	Cam Shaft .....	1	18.50	09	
K- 3.....	" " " " .....	1	18.50		10 11
M- 3.....	" " " " .....	1	18.50		10 11
F- 4.....	" " " Gear (66 teeth).....	1	8.50	09	
K- 4.....	" " " " (48 teeth) .....	1	8.50		10 11
M- 4.....	" " " " (48 teeth) .....	1	8.50		10 11
F- 5.....	" " " " Center Bolt .....	1	.25	09	
K- 5.....	" " " " " " .....	1	.25		10 11
M- 5.....	" " " " " " .....	1	.25		10 11
F- 5-a.....	" " " " " Plain Washer .....	1	.05	09	
F- 6.....	" " " " Taper Pin (5x1) .....	2	per doz. .40	09	
K- 6.....	" " " " Small Bolt (5/16x3/4) .....	2	.05		10 11
M- 6.....	" " " " " (5/16x3/4) .....	2	.05		10 11
K- 7.....	" " " " " Lock-washer .....	2	per 100 .45		10 11
M- 7.....	" " " " " " .....	2	" " .45		10 11

Read instructions on pages 5 and 6.



**CONNECTING ROD ASSEMBLY**

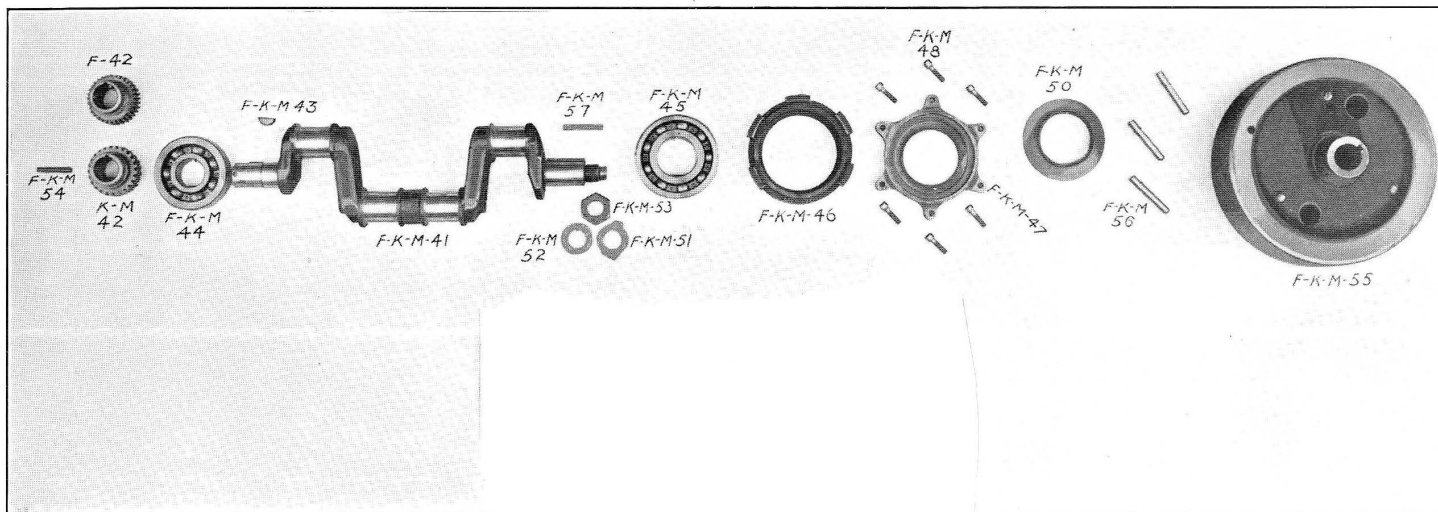
Consists of parts to 30 inclusive.

Model Number	NAME OF ASSEMBLY OR PART.	Number per Car.	Price			
F -20.....	Connecting Rod Assembly .....	4	\$9.50	09	10	11
K -20.....	“ “ “ .....	4	9.50	09	10	11
M-20.....	“ “ “ .....	4	9.50	09	10	11
F -21.....	Connecting Rod .....	4	6.00	09	10	11
K -21.....	“ “ “ .....	4	6.00	09	10	11
M-21.....	“ “ “ .....	4	6.00	09	10	11
F -22.....	“ “ Cap .....	4	1.00	09	10	11
K -22.....	“ “ “ .....	4	1.00	09	10	11
M-22.....	“ “ “ .....	4	1.00	09	10	11
F -23.....	“ “ Bolt .....	8	.15	09	10	11
K -23.....	“ “ “ .....	8	.15	09	10	11
M-23.....	“ “ “ .....	8	.15	09	10	11
F -24.....	“ “ “ “ Lock-washer .....	8	per 100 .50	09	10	11
K -24.....	“ “ “ “ “ .....	8	“ “ .50	09	10	11
M-24.....	“ “ “ “ “ .....	8	“ “ .50	09	10	11
F -25.....	“ “ Bearing “Upper” .....	4	1.00	09	10	11
K -25.....	“ “ “ “ .....	4	1.00	09	10	11
M-25.....	“ “ “ “ .....	4	1.00	09	10	11
F -26.....	“ “ “ “Lower” .....	4	1.00	09	10	11
K -26.....	“ “ “ “ .....	4	1.00	09	10	11
M-26.....	“ “ “ “ .....	4	1.00	09	10	11
F -27.....	“ “ Retaining Screw .....	8	per doz. .15	09	10	11
K -27.....	“ “ “ “ .....	8	“ “ .15	09	10	11
M-27.....	“ “ “ “ .....	8	“ “ .15	09	10	11
F -28.....	“ “ Dowel Pin .....	8	“ “ .10	09	10	11
K -28.....	“ “ “ “ .....	8	“ “ .10	09	10	11
M-28.....	“ “ “ “ .....	8	“ “ .10	09	10	11
F -29.....	“ “ Liner “Thick” .....	8	“ “ .15	09	10	11
K -29.....	“ “ “ “ .....	8	“ “ .15	09	10	11
M-29.....	“ “ “ “ .....	8	“ “ .15	09	10	11

When ordering parts give car number at all times.

Repair Parts Price List

Model Number	NAME OF ASSEMBLY OR PART.	Number per Car.	Price
F-30.....	Connecting Rod Liner "Thin"	.16 per doz.	\$0.15 09 10 11
K-30.....	" " " " "	.16 " "	.15 09 10 11
M-30.....	" " " " "	.16 " "	.15 09 10 11



Model Number	NAME OF ASSEMBLY OR PART.	Number per Car.	Price
<b>CRANK SHAFT ASSEMBLY</b>			
Consists of parts to 57 inclusive.			
F-40.....	Crank Shaft Assembly	1	\$125.00 09
K-40.....	" " "	1	125.00 10 11
M-40.....	" " "	1	125.00 10 11
F-41.....	Crank Shaft	1	45.00 09 10 11
K-41.....	" " "	1	45.00 09 10 11
M-41.....	" " "	1	45.00 09 10 11
F-42.....	" " Gear (33 teeth)	1	5.00 09
K-42.....	" " " (24 teeth)	1	5.00 10 11
M-42.....	" " " (24 teeth)	1	5.00 10 11
F-43.....	" " " Key (Woodruff No. 18)	1	.05 09 10 11
K-43.....	" " " " ( " " 18)	1	.05 09 10 11
M-43.....	" " " " ( " " 18)	1	.05 09 10 11

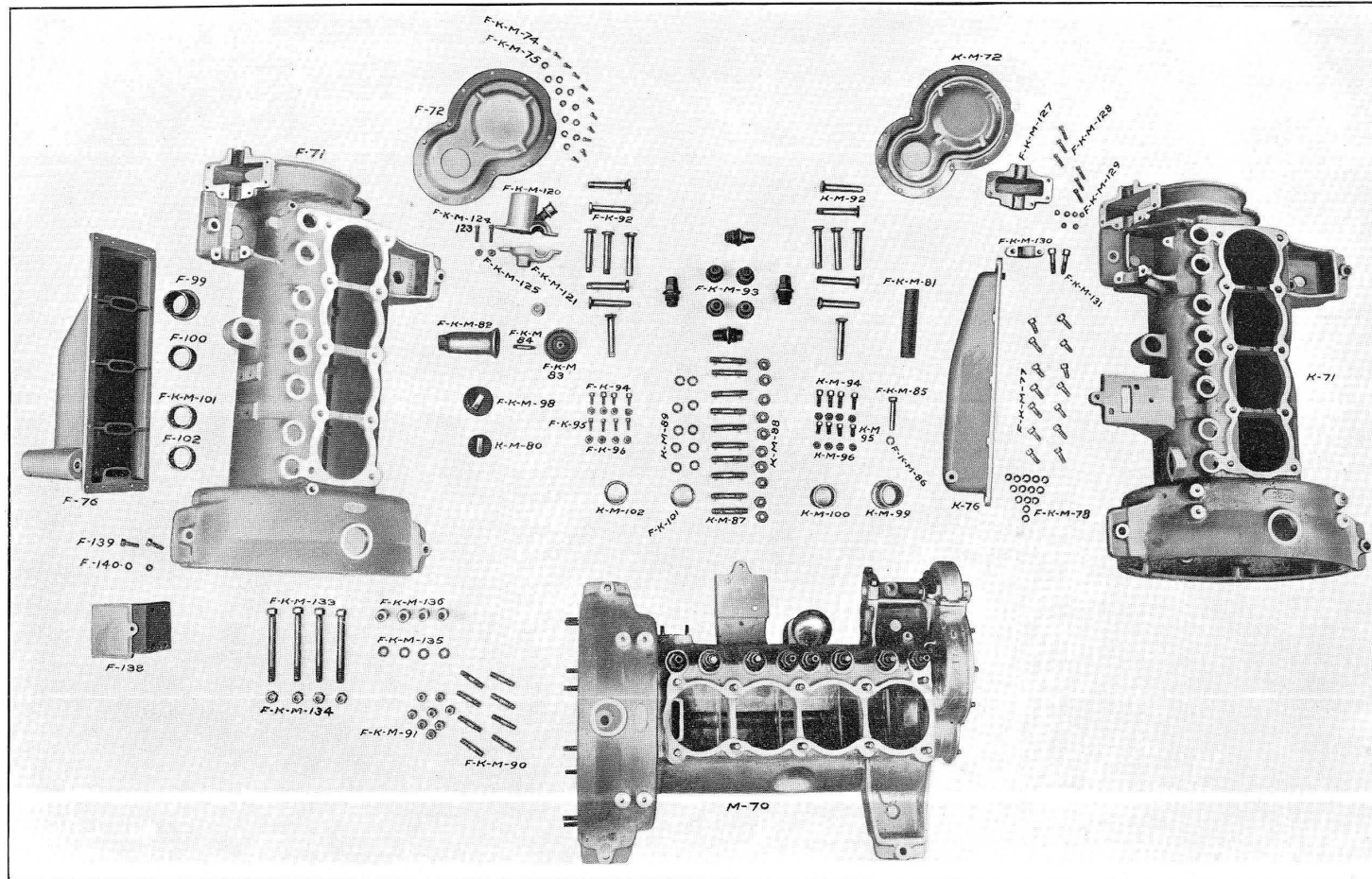
Read instructions on pages 5 and 6.

Model Number	NAME OF ASSEMBLY OR PART.				Number per Car.	Price				
F-44.....	Crank Shaft	Annular	Bearing	"Front" (S-410)	1	\$15.75	09	10	11	
K-44.....	"	"	"	" (S-410)	1	15.75	09	10	11	
M-44.....	"	"	"	" (S-410)	1	15.75	09	10	11	
F-45.....	"	"	"	" "Rear" (S-314)	1	19.60	09	10	11	
K-45.....	"	"	"	" (S-314)	1	19.60	09	10	11	
M-45.....	"	"	"	" (S-314)	1	19.60	09	10	11	
F-46.....	"	"	Rear Bearing	Cage	1	5.50	09	10	11	
K-46.....	"	"	"	"	1	5.50	09	10	11	
M-46.....	"	"	"	"	1	5.50	09	10	11	
F-47.....	"	"	"	" "Cover	1	1.10	09	10	11	
K-47.....	"	"	"	"	1	1.10	09	10	11	
M-47.....	"	"	"	"	1	1.10	09	10	11	
F-48.....	"	"	"	" "Bolt	6	.05	09	10	11	
K-48.....	"	"	"	"	6	.05	09	10	11	
M-48.....	"	"	"	"	6	.05	09	10	11	
F-49.....	"	"	"	" "Lock-washer	6	.50	per 100	09	10	11
K-49.....	"	"	"	"	6	.50	09	10	11	
M-49.....	"	"	"	"	6	.50	09	10	11	
F-50.....	"	"	Bearing Cage		1	.45	09	10	11	
K-50.....	"	"	"		1	.45	09	10	11	
M-50.....	"	"	"		1	.45	09	10	11	
F-51.....	"	"	Lock-washer		1	.50	per 100	09	10	11
K-51.....	"	"	"		1	.50	09	10	11	
M-51.....	"	"	"		1	.50	09	10	11	
F-52.....	"	"	Plain Washer		1	.45	Per doz.	09	10	11
K-52.....	"	"	"		1	.45	09	10	11	
M-52.....	"	"	"	Lock-washer	1	.45	09	10	11	
F-53.....	"	"	Nut		1	.25	09	10	11	
K-53.....	"	"	"		1	.25	09	10	11	
M-53.....	"	"	"		1	.25	09	10	11	
F-54.....	"	"	Starting Pin		1	.10	09	10	11	
K-54.....	"	"	"		1	.10	09	10	11	
M-54.....	"	"	"		1	.10	09	10	11	
F-55.....	Flywheel				1	15.00	09	10	11	
K-55.....	"				1	15.00	09	10	11	
M-55.....	"				1	15.00	09	10	11	
F-56.....	"		Clutch Driving Stud		3	.15	09	10	11	
K-56.....	"		"		3	.15	09	10	11	
M-56.....	"		"		3	.15	09	10	11	
F-57.....	"		Key		1	.05	09	10	11	
K-57.....	"		"		1	.05	09	10	11	
M-57.....	"		"		1	.05	09	10	11	

When ordering parts give car number at all times.

## Repair Parts Price List

31



## Crank Case Assembly

Read instructions on pages 5 and 6.

## CRANK CASE ASSEMBLY

Consists of parts to 102 inclusive.

(See illustration on page 31)

Model Number	NAME OF ASSEMBLY OR PART.	Number per Car.	Price			
F-70.....	Crank Case Assembly .....	1	\$130.00	09		
K-70.....	" " " " .....	1	130.00		10	
M-70.....	" " " " .....	1	130.00			11
F-71.....	Crank Case .....	1	85.00	09		
K-71.....	" " " " .....	1	85.00		10	
M-71.....	" " " " .....	1	85.00			11
F-72.....	Gear Case Cover .....	1	.60	09	10	11
K-72.....	" " " " .....	1	.60	09	10	11
M-72.....	" " " " .....	1	.60	09	10	11
F-73.....	" " " Gasket .....	1	.25	09	10	11
K-73.....	" " " " .....	1	.25	09	10	11
M-73.....	" " " " .....	1	.25	09	10	11
F-74.....	" " " Screw (14x20x7/16) .....	11	.03	09	10	11
K-74.....	" " " " " " .....	12	.03	09	10	11
M-74.....	" " " " " " .....	12	.03	09	10	11
F-75.....	" " " " Lock-washer .....	11	per 100 .45	09	10	11
K-75.....	" " " " " " .....	12	" " .45	09	10	11
M-75.....	" " " " " " .....	12	" " .45	09	10	11
F-76.....	Oil Reservoir .....	1	12.50	09		
K-76.....	" " " " .....	1	12.50		10	
M-76.....	" " " " .....	1	12.50			11
F-77.....	" " " Bolt .....	14	.05	09	10	11
K-77.....	" " " " .....	14	.05	09	10	11
M-77.....	" " " " .....	14	.05	09	10	11
F-78.....	" " " Lock-washer .....	14	per 100 .45	09	10	11
K-78.....	" " " " " " .....	14	" " .45	09	10	11
M-78.....	" " " " " " .....	14	" " .45	09	10	11
F-79.....	" " " Drain Cock .....	2	.50	09	10	
K-79.....	" " " " " " .....	2	.50	09	10	
M-79.....	" " " " " " .....	2	.50			11
F-80.....	" " " Plug .....	1	.30	09		
K-80.....	" " " " .....	1	.30		10	11
M-80.....	" " " " .....	1	.30		10	11
F-81.....	" " " Screen .....	1	.25	09	10	11
K-81.....	" " " " .....	1	.25	09	10	11
M-81.....	" " " " .....	1	.25	09	10	11
F-82.....	Crank Case Breather .....	1	.90	09	10	11
K-82.....	" " " " .....	1	.90	09	10	11
M-82.....	" " " " .....	1	.90	09	10	11

When ordering parts give car number at all times.

## Repair Parts Price List

Model Number	NAME OF ASSEMBLY OR PART,				Number per Car.	Price						
F-83.....	Crank	Case	Breather	Cap	1	\$0.30	09	10	11			
K-83.....	"	"	"	"	1	.30	09	10	11			
M-83.....	"	"	"	"	1	.30	09	10	11			
F-84.....	"	"	"	Stud	1	.05	09	10	11			
K-84.....	"	"	"	"	1	.05	09	10	11			
M-84.....	"	"	"	"	1	.05	09	10	11			
F-85.....	Crank	Case	to	Cam	Shaft	Screw	1	.10	09	10	11	
K-85.....	"	"	"	"	"	"	1	.10	09	10	11	
M-85.....	"	"	"	"	"	"	1	.10	09	10	11	
F-86.....	"	"	"	"	"	Lock-washer	1	per 100	.50	09	10	11
K-86.....	"	"	"	"	"	"	1	"	.50	09	10	11
M-86.....	"	"	"	"	"	"	1	"	.50	09	10	11
F-87.....	"	"	"	Cylinder	Stud	10	.10	09				
K-87.....	"	"	"	"	"	10	.10			10	11	
M-87.....	"	"	"	"	"	10	.10			10	11	
F-88.....	"	"	"	"	"	Nut	10	per doz.	.30	09		
K-88.....	"	"	"	"	"	"	10	"	.30		10	11
M-88.....	"	"	"	"	"	"	10	"	.30		10	11
F-89.....	"	"	"	"	"	Lock-washer	10	per 100	.55	09	10	11
K-89.....	"	"	"	"	"	"	10	"	.55	09	10	11
M-89.....	"	"	"	"	"	"	10	"	.55	09	10	11
F-90.....	"	"	"	Transmission	Cap	Screw	8	.05	09			
K-90.....	"	"	"	"	Stud	8	.05			10	11	
M-90.....	"	"	"	"	"	8	.05			10	11	
K-91.....	"	"	"	"	"	Nut	8	per doz.	.30		10	11
M-91.....	"	"	"	"	"	"	8	"	.30		10	11
F-92.....	Valve	Tappet	(See	Note)	8	.70	09	10	11			
K-92.....	"	"	"	"	8	.70	09	10	11			
M-92.....	"	"	"	"	8	.70	09	10	11			
F-93.....	"	"	"	Guide	8	.70	09	10	11			
K-93.....	"	"	"	"	8	.70	09	10	11			
M-93.....	"	"	"	"	8	.70	09	10	11			
F-94.....	"	"	"	Adjusting	Screw	"Inlet" (See Note)	4	.10	09	10		
K-94.....	"	"	"	"	"	"	4	.10	09	10		
M-94.....	"	"	"	"	"	"	4	.10		10	11	
F-95.....	"	"	"	"	"	"Exhaust" (See Note)	4	.10	09	10		
K-95.....	"	"	"	"	"	"	4	.10	09	10		
M-95.....	"	"	"	"	"	"	4	.10		10	11	
F-96.....	"	"	"	"	"	Lock Nut (See Note)	8	per doz.	.25	09	10	
K-96.....	"	"	"	"	"	"	8	"	.25	09	10	
M-96.....	"	"	"	"	"	"	8	"	.25	10	11	

Read instructions on pages 5 and 6.



Model Number	NAME OF ASSEMBLY OR PART.	Number per Car.	Price			
<p>Note—Valve Tappet "adjusting screws" used on Model "F" were <math>\frac{3}{4} \times 11/16 \times 20</math>.            Valve Tappet "adjusting screws" used on Model "K" were of two sizes, <math>\frac{1}{4} \times 11/16 \times 20</math>, and <math>5/16 \times \frac{3}{4} \times 24</math>.            When ordering Valve Tappets, or Valve Tappet parts for Model "K" Cars please specify size of adjusting screws.</p>						
K-97.....	Oil Reservoir Stand Pipe .....	1	\$0.05	10	11	
M-97.....	" " " " " " .....	1	.05	10	11	
F-98.....	Flywheel Case Timing Hole Plug .....	1	.25	09	10	11
M-98.....	" " " " " " .....	1	.25	09	10	11
K-98.....	" " " " " " .....	1	.25	09	10	11
F-99.....	Cam Shaft Bushing "Front" .....	1	.40	09		
K-99.....	" " " " " " .....	1	.40		10	11
M-99.....	" " " " " " .....	1	.40		10	11
F-100.....	" " " " "Middle Front" .....	1	.50	09		
K-100.....	" " " " " " " " .....	1	.50		10	11
M-100.....	" " " " " " " " .....	1	.50		10	11
F-101.....	" " " " "Middle Rear" .....	1	.60	09	10	11
K-101.....	" " " " " " " " .....	1	.60	09	10	11
M-101.....	" " " " " " " " .....	1	.60	09	10	11
F-102.....	" " " " "Rear" .....	1	.70	09		
K-102.....	" " " " " " " " .....	1	.70		10	11
M-102.....	" " " " " " " " .....	1	.70		10	11
<b>CRANK CASE MISCELLANY</b>						
F-120.....	Timer Housing "Upper" .....	1	\$1.80	09	10	11
K-120.....	" " " " " " .....	1	1.80	09	10	11
M-120.....	" " " " " " .....	1	1.80	09	10	11
F-121.....	" " " " "Lower" .....	1	1.70	09	10	11
K-121.....	" " " " " " " " .....	1	1.70	09	10	11
M-121.....	" " " " " " " " .....	1	1.70	09	10	11
F-122.....	" " " " Bushing .....	1	.45	09	10	11
K-122.....	" " " " " " " " .....	1	.45	09	10	11
M-122.....	" " " " " " " " .....	1	.45	09	10	11
F-123.....	" " " " Screw ( $\frac{3}{8} \times 18 \times 1$ ) (Support) .....	1	.05	09		
K-123.....	" " " " ( $5/16 \times 18 \times 1\frac{1}{8}$ ) " " .....	1	.05		10	11
M-123.....	" " " " ( $5/16 \times 18 \times 1\frac{1}{8}$ ) " " .....	1	.05		10	11
F-124.....	" " " " ( $14 \times 20 \times \frac{1}{8}$ ) .....	1	.03	09	10	11
K-124.....	" " " " ( $14 \times 20 \times \frac{1}{8}$ ) .....	1	.03	09	10	11
M-124.....	" " " " ( $14 \times 20 \times \frac{1}{8}$ ) .....	1	.03	09	10	11
F-125.....	" " " " Nut .....	1	per doz. .25	09	10	11
K-125.....	" " " " " " " " .....	1	.25	09	10	11
M-125.....	" " " " " " " " .....	1	.25	09	10	11
F-126.....	" " " " " " Lock-washer .....	1	per 100 .45	09	10	11
K-126.....	" " " " " " " " .....	1	.45	09	10	11
M-126.....	" " " " " " " " .....	1	.45	09	10	11

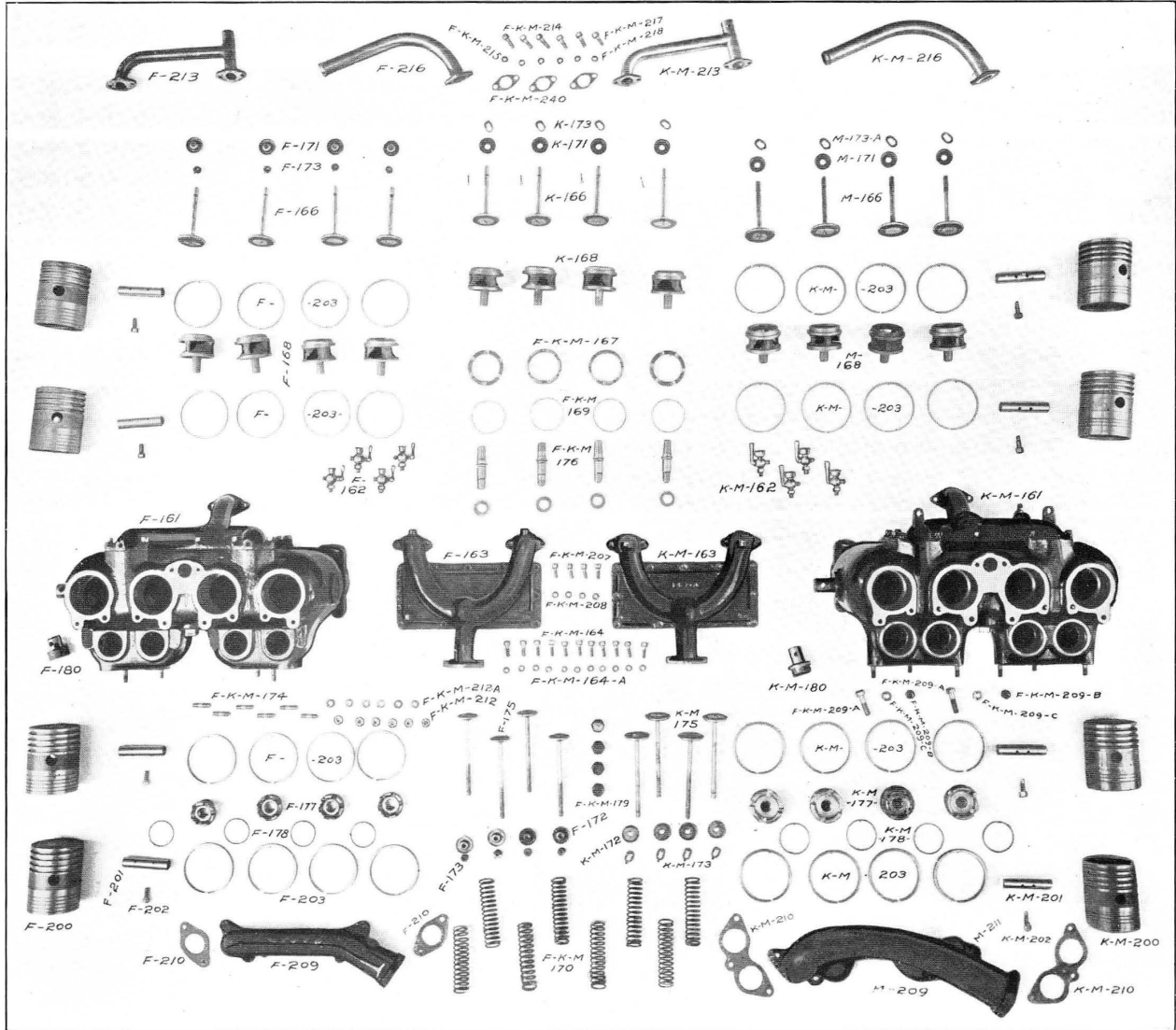
When ordering parts give car number at all times.

## Repair Parts Price List

Model Number	NAME OF ASSEMBLY OR PART.	Number per Car.	Price			
F-127.....	Water Pump Gear Cover .....	1	\$2.50	09	10	11
K-127.....	" " " " .....	1	2.50	09	10	11
M-127.....	" " " " .....	1	2.50	09	10	11
F-128.....	" " " " Screw (14x20x1½) .....	6	.03	09	10	11
K-128.....	" " " " " (14x20x1½) .....	6	.03	09	10	11
M-128.....	" " " " " (14x20x1½) .....	6	.03	09	10	11
F-129.....	" " " " " Lock-washer .....	6	per 100 .45	09	10	11
K-129.....	" " " " " " " " .....	6	" " .45	09	10	11
M-129.....	" " " " " " " " .....	6	" " .45	09	10	11
F-130.....	" " " Strap .....	1	.75	09	10	11
K-130.....	" " " " .....	1	.75	09	10	11
M-130.....	" " " " .....	1	.75	09	10	11
F-131.....	" " " " Bolt (¾x16x2) .....	2	per doz. .40	09	10	11
K-131.....	" " " " " (¾x16x2) .....	2	" " .40	09	10	11
M-131.....	" " " " " (¾x16x2) .....	2	" " .40	09	10	11
F-132.....	" " " " " Lock-washer .....	2	per 100 .50	09	10	11
K-132.....	" " " " " " " " .....	2	" " .50	09	10	11
M-132.....	" " " " " " " " .....	2	" " .50	09	10	11
F-133.....	" " " " " Crank Case to Frame Bolt (½x20x5½) .....	4	per doz. .45	09	10	11
K-133.....	" " " " " " (½x20x5½) .....	4	" " .45	09	10	11
M-133.....	" " " " " " (½x20x5½) .....	4	" " .45	09	10	11
F-134.....	" " " " " " Nut .....	4	" " .30	09	10	11
K-134.....	" " " " " " " .....	4	" " .30	09	10	11
M-134.....	" " " " " " " .....	4	" " .30	09	10	11
F-135.....	" " " " " " Lock-washer .....	4	per 100 .55	09	10	11
K-135.....	" " " " " " " .....	4	" " .55	09	10	11
M-135.....	" " " " " " " .....	4	" " .55	09	10	11
F-136.....	" " " " " " Spacer .....	4	.10	09	10	11
K-136.....	" " " " " " " .....	4	.10	09	10	11
M-136.....	" " " " " " " .....	4	.10	09	10	11
F-137.....	" " " " " " Crank Case to Frame Bolt Shim .....	4	.05	09	10	11
K-137.....	" " " " " " " .....	4	.05	09	10	11
M-137.....	" " " " " " " .....	4	.05	09	10	11
F-138.....	" " " " " " Magneto Bracket .....	1	2.00	09		
F-139.....	" " " " " " Bolt .....	4	.05	09		
F-140.....	" " " " " " Lock-washer .....	4	per 100 .50	09		
M-141.....	" " " " " " Crank Case to Cylinder Plate .....	1	2.00			11
M-142.....	" " " " " " Stud .....	10	.10			11

NOTE—M-142 used only when Compression Plate is used.

Read instructions on pages 5 and 6.



Cylinder Assembly



Model Number	NAME OF ASSEMBLY OR PART.	Number per Car.	Price			
F-172	Valve Spring Seat (recessed)	8	\$0.05	09		
K-172	" " "	8	.05		10	11
M-172	" " "	8	.05		10	11
F-173	" " Lock (split washer)	8	.05	09		
K-173	" " "	8	.10		10	
M-173	" " "	4	.10		10	11
M-173-a	" " " Inlet	4	.10			11
F-174	Exhaust Manifold Stud	4	.05	09	10	11
K-174	" " "	6	.05	09	10	11
M-174	" " "	6	.05	09	10	11
F-175	" Valve	4	1.75	09		
K-175	" "	4	1.75		10	11
M-175	" "	4	1.75		10	11
F-176	" " Guide	4	.75	09	10	11
K-176	" " "	4	.75	09	10	11
M-176	" " "	4	.75	09	10	11
F-177	" " Bonnet	4	1.50	09		
K-177	" " "	4	1.50		10	
M-177	" " "	4	1.50			11
F-178	" " " Gasket	4	.10	09		
K-178	" " " "	4	.10		10	11
M-178	" " " "	4	.10		10	11
F-179	" " " Plug	4	.25	09	10	11
K-179	" " " "	4	.25	09	10	11
M-179	" " " "	4	.25	09	10	11
F-180	Fan Lever Stud	1	.80	09		
K-180	" " "	1	.80		10	11
M-180	" " "	1	.80		10	11

## CYLINDER MISCELLANY

F-200	Piston	4	\$6.00	09		
K-200	" "	4	6.00		10	
M-200	" "	4	6.00			11
F-201	" Pin	4	1.00	09		
K-201	" "	4	1.00		10	11
M-201	" "	4	1.00		10	11
F-202	" " Set Screw	4	.10	09		
K-202	" " " "	4	.10		10	11
M-202	" " " "	4	.10		10	11
F-203	" Ring	16	.75	09		
K-203	" "	16	.75		10	11
M-203	" "	16	.75		10	11

When ordering parts give car number at all times.

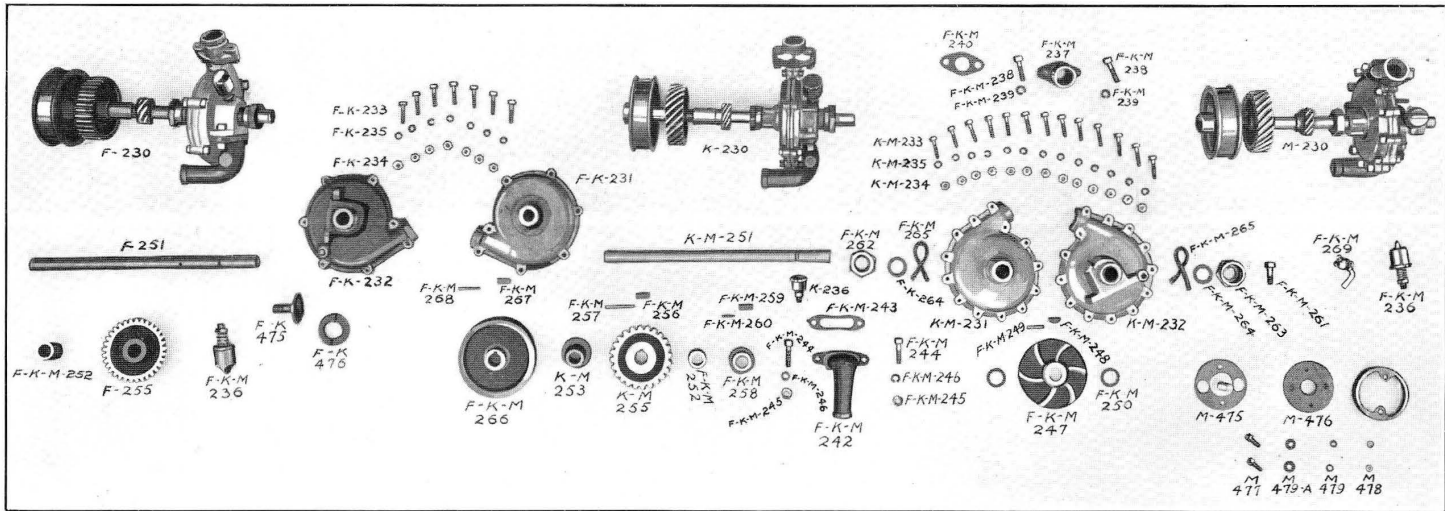
## Repair Parts Price List

Model Number	NAME OF ASSEMBLY OR PART.	Number per Car.	Price			
F-204.....	Spark Plug .....	4 or 8	\$1.00	09		
K-204.....	" " .....	4 " 8	1.00		10	
M-204.....	" " .....	4 " 8	1.00			11
F-205.....	" " Gasket .....	8 per doz.	.05	09	10	11
K-205.....	" " " .....	8 " "	.05	09	10	11
M-205.....	" " " .....	8 " "	.05	09	10	11
F-206.....	" " Extension Nut .....	4 or 8	.10	09		
K-206.....	" " " .....	4 " 8	.10		10	11
M-206.....	" " " .....	4 " 8	.10			11
F-207.....	Inlet Manifold Flange Bolt.....	4	.05	09	10	11
K-207.....	" " " .....	4	.05	09	10	11
M-207.....	" " " .....	4	.05	09	10	11
F-208.....	" " " " Lock-washer .....	4 per 100	.45	09	10	11
K-208.....	" " " " " .....	4 " "	.45	09	10	11
M-208.....	" " " " " .....	4 " "	.45	09	10	11
F-209.....	Exhaust Manifold .....	1	5.00	09		
K-209.....	" " .....	1	6.50		10	
M-209.....	" " .....	1	6.50			11
F-210.....	" " Gasket .....	2	.10	09		
K-210.....	" " " .....	2	.10		10	11
M-210.....	" " " .....	2	.10			11
F-211.....	" " Pipe Plug .....	1	.05	09		
K-211.....	" " " .....	1	.05		10	
M-211.....	" " " .....	1	.05			11
F-212.....	" " Stud Nut .....	4	.03	09	10	11
K-212.....	" " " .....	6	.03	09	10	11
M-212.....	" " " .....	6	.03	09	10	11
F-212-A.....	" " " " Lock-washer .....	4 per 100	.50	09	10	11
K-212-A.....	" " " " " .....	6 " "	.50	09	10	11
M-212-A.....	" " " " " .....	6 " "	.50	09	10	11
F-213.....	Water Inlet Pipe .....	1	2.50	09		
K-213.....	" " " .....	1	2.50		10	
M-213.....	" " " .....	1	2.50			11
F-214.....	" " " Bolt (5/16x18x3/4) .....	4 per doz.	.25	09	10	11
K-214.....	" " " " (5/16x18x3/4) .....	4 " "	.25	09	10	11
M-214.....	" " " " (5/16x18x3/4) .....	4 " "	.25	09	10	11
F-215.....	" " " " Lock-washer .....	4 per 100	.45	09	10	11
K-215.....	" " " " " .....	4 " "	.45	09	10	11
M-215.....	" " " " " .....	4 " "	.45	09	10	11
F-216.....	Water Outlet Pipe.....	1	2.00	09		
K-216.....	" " " .....	1	2.00		10	11
M-216.....	" " " .....	1	2.00			11

Read instructions on pages 5 and 6.

Model Number	NAME OF ASSEMBLY OR PART.	Number per Car.	Price
F-217.....	Water Outlet Pipe Bolt (5/16x18x1) .....	4	per doz. \$0.25
K-217.....	" " " " (5/16x18x1) .....	4	" " .25
M-217.....	" " " " (5/16x18x1) .....	4	" " .25
F-218.....	" " " " Lock-washer .....	4	per 100 .45
K-218.....	" " " " " " .....	4	" " .45
M-218.....	" " " " " " .....	4	" " .45

NOTE—For Water Inlet and Outlet Pipe Gaskets—See F-K-M-240.



**WATER PUMP AND SHAFT ASSEMBLY**

Consists of parts to 269 inclusive.

Model Number	Number per Car.	Price
F-230..... Water Pump and Shaft Assembly.....	1	\$27.50
K-230..... " " " " " " .....	1	27.50
M-230..... " " " " " " .....	1	27.50
F-231..... " " Body "Front" (see Note).....	1	2.00
K-231..... " " " " " " .....	1	2.00
M-231..... " " " " " " .....	1	2.00

When ordering parts give car number at all times.

Repair Parts Price List

Model Number	NAME OF ASSEMBLY OR PART.	Number per Car.	Price			
F-232	Water Pump Body "Rear" (see Note)	1	\$2.50	09	10	
K-232	" " " " " " " "	1	2.50	09	10	
M-232	" " " " " " " "	1	2.50	10	11	
NOTE—When ordering Water Pump Bodies, "Front" or "Rear" (separately) specify the name of the manufacturer, which you will find stamped on "front" body, and whether seven or thirteen bolt holes.						
F-233	Water Pump Body Bolt (1/4x1)	7 or 13	per doz. .25	09	10	11
K-233	" " " " (1/4x1)	7 " 13	" " .25	09	10	11
M-233	" " " " (1/4x1)	7 " 13	" " .25	09	10	11
F-234	" " " " Nut	7 " 13	" " .25	09	10	11
K-234	" " " " " "	7 " 13	" " .25	09	10	11
M-234	" " " " " "	7 " 13	" " .25	09	10	11
F-235	" " " " Lock-washer	7 " 13	per 100 .45	09	10	11
K-235	" " " " " "	7 " 13	" " .45	09	10	11
M-235	" " " " " "	7 " 13	" " .45	09	10	11
F-236	" " " " Grease Cup (Bowen No. 000)	1	.40	09	10	11
K-236	" " " " " " No. 000	1	.40	09	10	11
M-236	" " " " " " No. 000	1	.40	09	10	11
F-237	" " " " Outlet Flange	1	.50	09	10	
K-237	" " " " " "	1	.50	09	10	
M-237	" " " " " "	1	.50			11
F-238	" " " " Bolt (5/16x1)	2	per doz. .25	09	10	11
K-238	" " " " " (5/16x1)	2	" " .25	09	10	11
M-238	" " " " " (5/16x1)	2	" " .25	09	10	11
F-239	" " " " " " Lock-washer	2	per 100 .45	09	10	11
K-239	" " " " " " " "	2	" " .45	09	10	11
M-239	" " " " " " " "	2	" " .45	09	10	11
F-240	" " " " " " Gasket	1	.05	09	10	11
K-240	" " " " " " " "	1	.05	09	10	11
M-240	" " " " " " " "	1	.05	09	10	11
F-241	" " " " " " Stuffing Box	1	.50	09	10	
K-241	" " " " " " " "	1	.50	09	10	
M-241	" " " " " " " "	1	.50			11
F-242	" " " " Inlet Elbow	1	.60	09	10	11
K-242	" " " " " "	1	.60	09	10	11
M-242	" " " " " "	1	.60	09	10	11
F-243	" " " " " " Gasket	1	.05	09	10	11
K-243	" " " " " " " "	1	.05	09	10	11
M-243	" " " " " " " "	1	.05	09	10	11
F-244	" " " " " " Bolt (5/16x1 1/4)	2	per doz. .25	09	10	11
K-244	" " " " " (5/16x1 1/4)	2	" " .25	09	10	11
M-244	" " " " " (5/16x1 1/4)	2	" " .25	09	10	11
F-245	" " " " " " Nut	2	" " .25	09	10	11
K-245	" " " " " " " "	2	" " .25	09	10	11
M-245	" " " " " " " "	2	" " .25	09	10	11

Read instructions on pages 5 and 6.



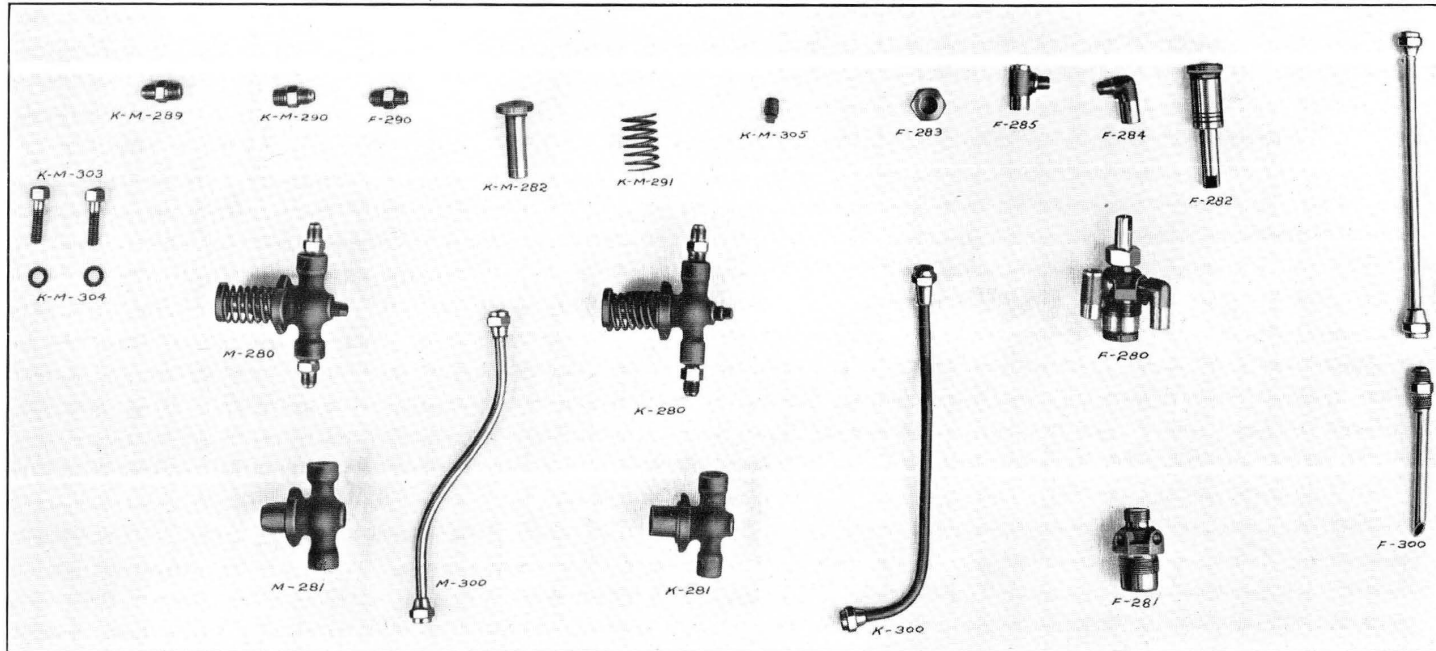
Model Number	NAME OF ASSEMBLY OR PART,						Number per Car.	Price			
F-246	Water Pump Inlet Elbow Bolt Lock-washer	2	per 100	\$0.45	09	10	11				
K-246	" " " " " " " " " " " "	2	" "	.45	09	10	11				
M-246	" " " " " " " " " " " "	2	" "	.45	09	10	11				
F-247	" " Paddle Wheel	1		1.50	09	10	11				
K-247	" " " " " " " " " " " "	1		1.50	09	10	11				
M-247	" " " " " " " " " " " "	1		1.50	09	10	11				
F-248	" " " " Key (Woodruff No. 7)	1	per doz.	.45	09	10	11				
K-248	" " " " " " " " " " " "	1	" "	.45	09	10	11				
M-248	" " " " " " " " " " " "	1	" "	.45	09	10	11				
F-249	" " " " Taper Pin	1	" "	.35	09	10	11				
K-249	" " " " " " " " " " " "	1	" "	.35	09	10	11				
M-249	" " " " " " " " " " " "	1	" "	.35	09	10	11				
F-250	" " " " Thrust Washer	1		.10	09	10	11				
K-250	" " " " " " " " " " " "	1		.10	09	10	11				
M-250	" " " " " " " " " " " "	1		.10	09	10	11				
F-251	" " Shaft	1		1.20	09						
K-251	" " " " " " " " " " " "	1		1.20		10	11				
M-251	" " " " " " " " " " " "	1		1.20		10	11				
F-252	" " " Bushing (Plain)	2		.40	09	10	11				
K-252	" " " " " " " " " " " "	1		.40	09	10	11				
M-252	" " " " " " " " " " " "	1		.40	09	10	11				
K-253	" " " (Flanged)	1		.70		10	11				
M-253	" " " " " " " " " " " "	1		.70		10	11				
F-254	" " " Dowel Pin	1	per doz.	.40	09	10	11				
K-254	" " " " " " " " " " " "	1	" "	.40	09	10	11				
M-254	" " " " " " " " " " " "	1	" "	.40	09	10	11				
F-255	" " " Gear (33 teeth)	1		5.00	09						
K-255	" " " (33 teeth)	1		5.00		10	11				
M-255	" " " (33 teeth)	1		5.00		10	11				
F-256	" " " Key (Woodruff No. 9)	1	per doz.	.50	09	10	11				
K-256	" " " " " " " " " " " "	1	" "	.50	09	10	11				
M-256	" " " " " " " " " " " "	1	" "	.50	09	10	11				
F-257	" " " Taper Pin (2x1 1/4)	1	" "	.30	09	10	11				
K-257	" " " " (2x1 1/4)	1	" "	.30	09	10	11				
M-257	" " " " (2x1 1/4)	1	" "	.30	09	10	11				
F-258	" " " Timer Gear	1		1.50	09	10	11				
K-258	" " " " " " " " " " " "	1		1.50	09	10	11				
M-258	" " " " " " " " " " " "	1		1.50	09	10	11				
F-259	" " " Key Woodruff No. 7)	1	per doz.	.45	09	10	11				
K-259	" " " " " " " " " " " "	1	" "	.45	09	10	11				
M-259	" " " " " " " " " " " "	1	" "	.45	09	10	11				
F-260	" " " Taper Pin	1	" "	.35	09	10	11				
K-260	" " " " " " " " " " " "	1	" "	.35	09	10	11				
M-260	" " " " " " " " " " " "	1	" "	.35	09	10	11				

When ordering parts give car number at all times.

## Repair Parts Price List

Model Number	NAME OF ASSEMBLY OR PART,					Number per Car.	Price				
F-261	Water Pump	Shaft Plug	Screw			1	\$0.05	09	10	11	
K-261	"	"	"	"	"	1	.05	09	10	11	
M-261	"	"	"	"	"	1	.05	09	10	11	
F-262	"	Stuffing Box	"Front"			1	.50	09	10	11	
K-262	"	"	"	"	"	1	.50	09	10	11	
M-262	"	"	"	"	"	1	.50	09	10	11	
F-263	"	"	"Rear"			1	.50	09	10	11	
K-263	"	"	"	"	"	1	.50	09	10	11	
M-263	"	"	"	"	"	1	.50	09	10	11	
F-264	"	"	Gland			2	.20	09	10	11	
K-264	"	"	"	"	"	2	.20	09	10	11	
M-264	"	"	"	"	"	2	.20	09	10	11	
F-265	"	"	Packing				per foot	.05	09	10	11
K-265	"	"	"	"	"		" "	.05	09	10	11
M-265	"	"	"	"	"		" "	.05	09	10	11
F-266	Fan Pulley					1	1.50	09	10	11	
K-266	"					1	1.50	09	10	11	
M-266	"					1	1.50	09	10	11	
F-267	"	Key (Woodruff	No. 9)			1	per doz.	.50	09	10	11
K-267	"	"	" 9)			1	" "	.50	09	10	11
M-267	"	"	" 9)			1	" "	.50	09	10	11
F-268	"	Taper Pin (No. 3)				1	" "	.40	09	10	11
K-268	"	" 3)				1	" "	.40	09	10	11
M-268	"	" 3)				1	" "	.40	09	10	11
F-269	Water Pump	Body Drain	Cock			1	.40	09	10	11	
K-269	"	"	"	"	"	1	.40	09	10	11	
M-269	"	"	"	"	"	1	.40	09	10	11	

Read instructions on pages 5 and 6.



**OIL PUMP ASSEMBLY**

Consists of parts to 291 inclusive.

Model Number	NAME OF ASSEMBLY OR PART,	Number per Car.	Price		
F-280.....	Oil Pump Assembly .....	1	\$8.00	09	
K-280.....	" " " .....	1	6.00		10
M-280.....	" " " .....	1	6.00		11
F-281.....	" " Body .....	1	2.00	09	
K-281.....	" " " .....	1	1.80		10
M-281.....	" " " .....	1	1.80		11
F-282.....	" " Piston .....	1	2.00	09	
K-282.....	" " " .....	1	1.50		10 11
M-282.....	" " " .....	1	1.50		10 11

When ordering parts give car number at all times.

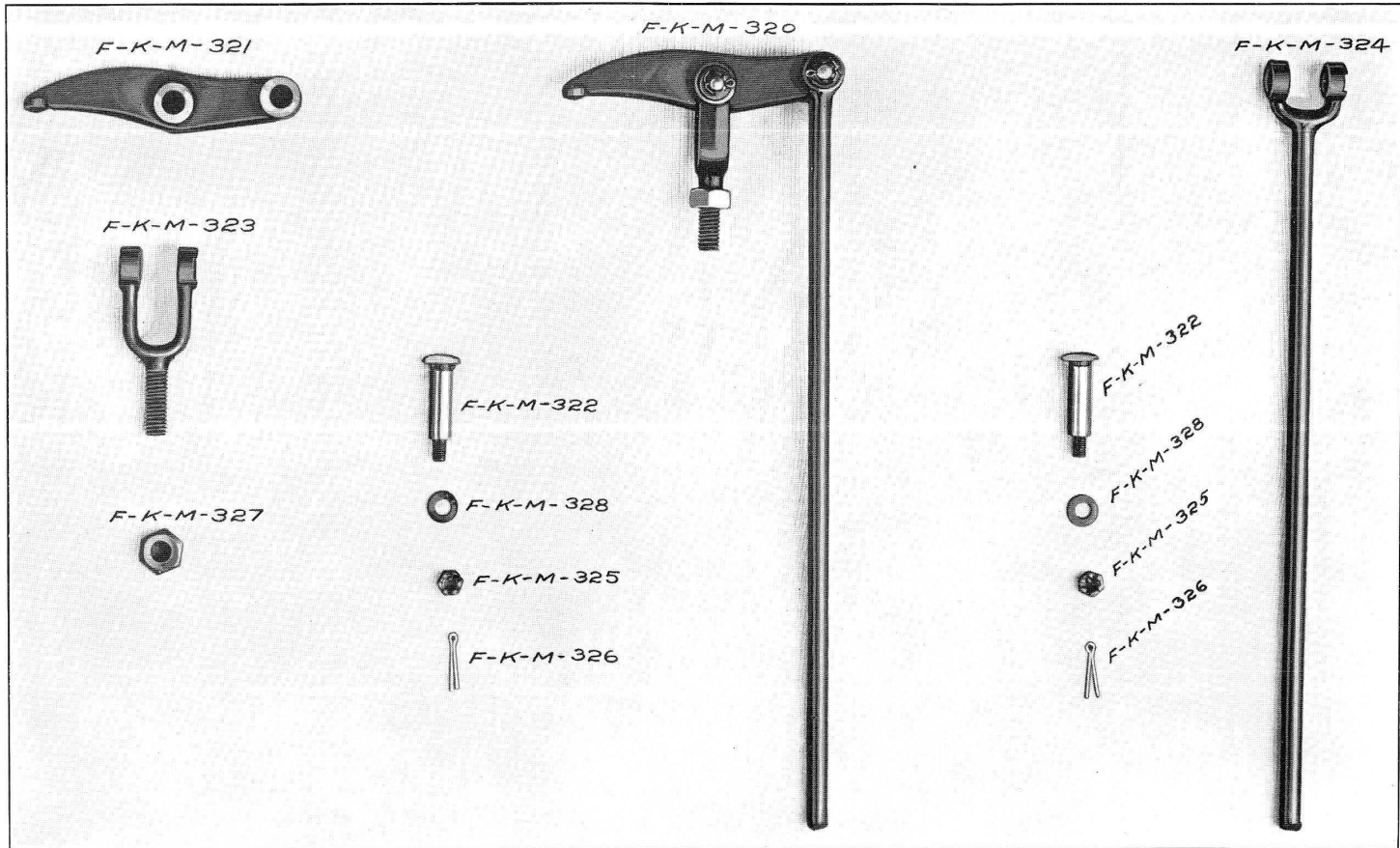
## Repair Parts Price List

Model Number	NAME OF ASSEMBLY OR PART	Number per Car.	Price			
F -283.....	Oil Pump Body Stuffing Box.....	1	\$0.50	09		
F -284.....	" " Outlet Check Valve .....	1	.40	09		
F -285.....	" " Inlet Check Valve .....	1	.40	09		
F -286.....	" " Check Valve Ball (1/8).....	2	.05	09	10	11
K -286.....	" " Body Ball (1/8).....	1	.05	09	10	11
M-286.....	" " " " (1/8) .....	1	.05	09	10	11
K -287.....	" " " " (1/4) .....	1	.05		10	11
M-287.....	" " " " (1/4) .....	1	.05		10	11
F -288.....	" " Ball Retaining Pin.....	2	.02	09	10	11
K -288.....	" " " " " .....	2	.02	09	10	11
M-288.....	" " " " " .....	2	.02	09	10	11
K -289.....	" " Angle (1/4 to 5/16).....	1	.20		10	11
M-289.....	" " " (1/4 " 5/16).....	1	.20		10	11
F -290.....	" " Union .....	1	.10	09		
K -290.....	" " " .....	1	.10		10	
M-290.....	" " " .....	1	.10			11
K -291.....	" " Piston Spring .....	1	.05		10	11
M-291.....	" " " " .....	1	.05		10	11

## OIL PUMP MISCELLANY

F -300.....	Oil Pipe—Reservoir to Pump.....	1	.50	09		
K -300.....	" " " " " .....	1	.50		10	
M-300.....	" " " " " .....	1	.50			11
F -301.....	" " Pump to Sight Feed T. C.....	1	.50	09		
K -301.....	" " " " " " " .....	1	.50		10	
M-301.....	" " " " " " " .....	1	.50			11
F -302.....	" " " " " " R. D. ....	1	.50	09		
K -302.....	" " " " " " " .....	1	.50		10	
M-302.....	" " " " " " " (See M-301).....	1	.50			11
K -303.....	" Pump Body to Crank Case Bolt.....	2	per doz. .25		10	11
M-303.....	" " " " " " .....	2	" " .25		10	11
K -304.....	" " " " " " Lock-washer .....	2	per 100 .45		10	11
M-304.....	" " " " " " " .....	2	" " .45		10	11
K -305.....	" " " Pipe Plug .....	1	.05		10	11
M-305.....	" " " " " .....	1	.05		10	11
M-306.....	" " " Air Chamber .....	1	.25			11

Read instructions on pages 5 and 6.



Valve Rocker Arm Assembly

When ordering parts give car number at all times.

## Repair Parts Price List

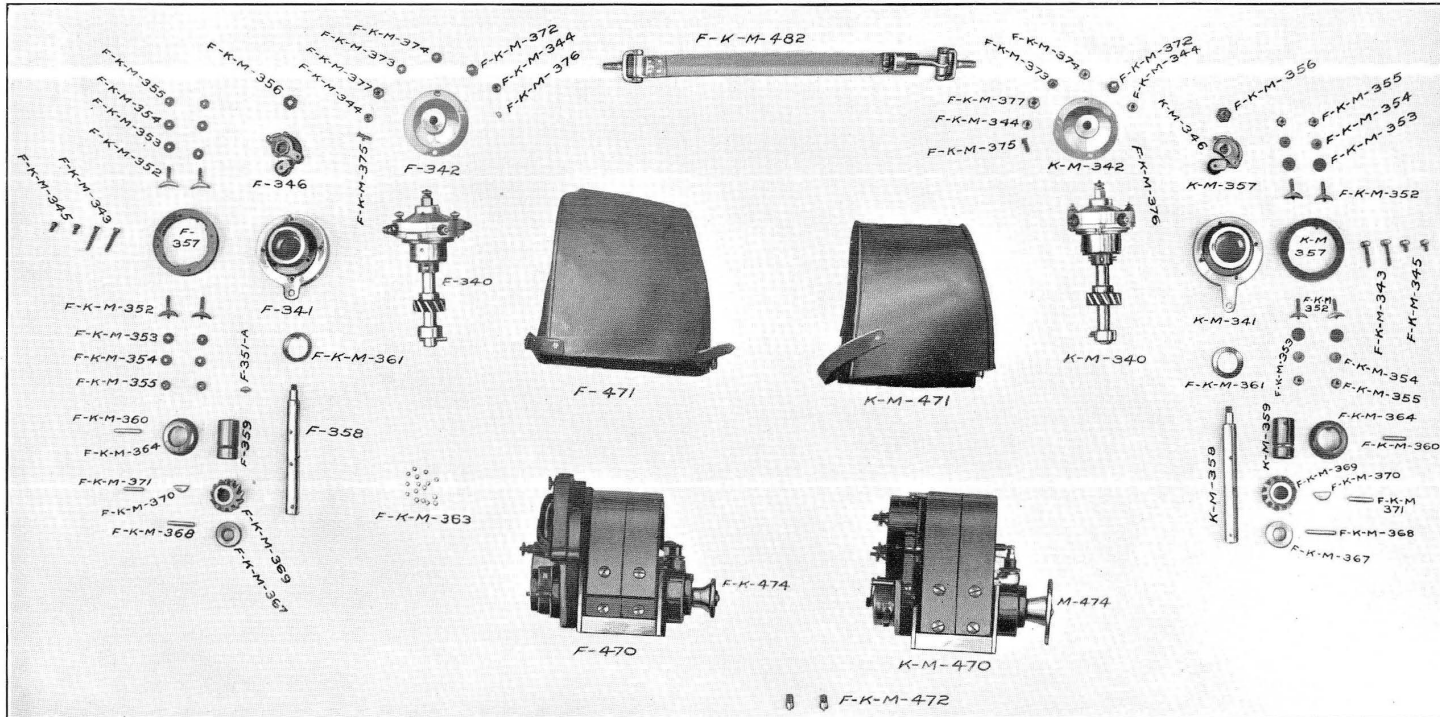
47

## VALVE ROCKER ARM ASSEMBLY

Consists of parts to 328 inclusive.

Model Number	NAME OF ASSEMBLY OR PART	Number per Car.	Price			
F-320.....	Valve Rocker Arm Assembly.....	4	\$2.75	09	10	11
K-320.....	" " " " .....	4	2.75	09	10	11
M-320.....	" " " " .....	4	2.75	09	10	11
F-321.....	Valve Rocker Arm .....	4	.75	09	10	11
K-321.....	" " " " .....	4	.75	09	10	11
M-321.....	" " " " .....	4	.75	09	10	11
F-322.....	" " " Pin .....	8	.15	09	10	
K-322.....	" " " " .....	8	.15	09	10	
M-322.....	" " " " .....	8	.15			11
F-323.....	" " " Fulcrum Clevis .....	4	.60	09	10	11
K-323.....	" " " " " .....	4	.60	09	10	11
M-323.....	" " " " " .....	4	.60	09	10	11
F-324.....	" " " Push Rod .....	4	.75	09	10	11
K-324.....	" " " " " .....	4	.75	09	10	11
M-324.....	" " " " " .....	4	.75	09	10	11
F-325.....	" " " Pin—Nut .....	8	.05	09	10	
K-325.....	" " " " " .....	8	.05	09	10	
M-325.....	" " " " " .....	8	.05			11
F-326.....	" " " " " Lock .....	8	per 100 .20	09	10	11
K-326.....	" " " " " " .....	8	" " .20	09	10	11
M-326.....	" " " " " Cotter Pin .....	8	" " .10	09	10	11
F-327.....	" " " Fulcrum Clevis Jam Nut.....	4	per doz. .25	09	10	11
K-327.....	" " " " " " " .....	4	" " .25	09	10	11
M-327.....	" " " " " " " .....	4	" " .25	09	10	11
F-328.....	" " " Pin Plain Washer .....	8	per 100 .30	09	10	11
K-328.....	" " " " " " " .....	8	" " .30	09	10	11
M-328.....	" " " " " " " .....	8	" " .30	09	10	11

Read instructions on pages 5 and 6.



**TIMER ASSEMBLY**  
Consists of parts to 377 inclusive.

Model Number	NAME OF ASSEMBLY OR PART.	Number per Car.	Price	
F-340.....	Timer Assembly .....	1	\$15.00	09
K-340.....	" .....	1	15.00	10 11
M-340.....	" .....	1	15.00	10 11
F-341.....	" Case and Brass Base.....	1	4.00	09
K-341.....	" " " " .....	1	4.00	10 11
M-341.....	" " " " .....	1	4.00	10 11

When ordering parts give car number at all times.

## Repair Parts Price List

Model Number	NAME OF ASSEMBLY OR PART.							Number per Car.	Price				
F-342	Timer	Case	Cover					1	\$0.30	09			
K-342	"	"	"					1	.30		10	11	
M-342	"	"	"					1	.30		10	11	
F-343	"	"	"	and Fiber Ring	Screw (long)			2	.05	09	10	11	
K-343	"	"	"	"	"	"	"	2	.05	09	10	11	
M-343	"	"	"	"	"	"	"	2	.05	09	10	11	
F-344	"	"	"	"	"	"	Nut	2	.10	09	10	11	
K-344	"	"	"	"	"	"	"	2	.10	09	10	11	
M-344	"	"	"	"	"	"	"	2	.10	09	10	11	
F-345	"	"	Base	"	"	"	(short)	2	.05	09	10	11	
K-345	"	"	"	"	"	"	"	2	.05	09	10	11	
M-345	"	"	"	"	"	"	"	2	.05	09	10	11	
F-346	"	Contact Roller Assembly (To 351 Inc.)							1	1.60	09		
K-346	"	"	"	"	"	"	"	1	1.60		10	11	
M-346	"	"	"	"	"	"	"	1	1.60		10	11	
F-347	"	"	"					1	.15	09	10	11	
K-347	"	"	"					1	.15	09	10	11	
M-347	"	"	"					1	.15	09	10	11	
F-348	"	"	"	Arm				1	.45	09			
K-348	"	"	"	"				1	.45		10	11	
M-348	"	"	"	"				1	.45		10	11	
F-349	"	"	"	Pin				1	.10	09	10	11	
K-349	"	"	"	"				1	.10	09	10	11	
M-349	"	"	"	"				1	.10	09	10	11	
F-350	"	"	"	Spring				1	.05	09	10	11	
K-350	"	"	"	"				1	.05	09	10	11	
M-350	"	"	"	"				1	.05	09	10	11	
F-351	"	"	"	Body				1	.60	09			
K-351	"	"	"	"				1	.60		10	11	
M-351	"	"	"	"				1	.60		10	11	
F-351-a	"	"	"	(Woodruff Key No. 2)				1	.35	09			
F-352	"	"	"	Segment (Steel)				4	.30	09	10	11	
K-352	"	"	"	"				4	.30	09	10	11	
M-352	"	"	"	"				4	.30	09	10	11	
F-353	"	"	"	Fiber Washer				4	.05	09	10	11	
K-353	"	"	"	"				4	.05	09	10	11	
M-353	"	"	"	"				4	.05	09	10	11	
F-354	"	"	"	Round Nut				4	.05	09	10	11	
K-354	"	"	"	"				4	.05	09	10	11	
M-354	"	"	"	"				4	.05	09	10	11	
F-355	"	"	"	Terminal Nuts				4	.05	09	10	11	
K-355	"	"	"	"				4	.05	09	10	11	
M-355	"	"	"	"				4	.05	09	10	11	

Read instructions on pages 5 and 6.




Model Number	NAME OF ASSEMBLY OR PART,					Number per Car.	Price				
F-356	Timer	Contact	Roller	Hexagon	Nut	1	\$0.05	09	10	11	
K-356	"	"	"	"	"	1	.05	09	10	11	
M-356	"	"	"	"	"	1	.05	09	10	11	
F-357	"	"	Fiber	Ring		1	1.25	09			
K-357	"	"	"	"		1	1.25		10	11	
M-357	"	"	"	"		1	1.25		10	11	
F-358	"	Shaft				1	.90	09			
K-358	"	"				1	.90		10	11	
M-358	"	"				1	.90		10	11	
F-359	"	Steel	Center			1	1.00	09			
K-359	"	"	"			1	1.00		10	11	
M-359	"	"	"			1	1.00		10	11	
F-360	"	"	"	Taper	Pin	1	per doz. .30	09	10	11	
K-360	"	"	"	"	"	1	" " .30	09	10	11	
M-360	"	"	"	"	"	1	" " .30	09	10	11	
F-361	"	Shaft	Bearing	Cone	"Upper"	1	.20	09	10	11	
K-361	"	"	"	"	"	1	.20	09	10	11	
M-361	"	"	"	"	"	1	.20	09	10	11	
F-362	"	"	"	"	"Lower"	1	.20	09	10	11	
K-362	"	"	"	"	"	1	.20	09	10	11	
M-362	"	"	"	"	"	1	.20	09	10	11	
F-363	"	"	"	Balls		17	.03	09	10	11	
K-363	"	"	"	"		17	.03	09	10	11	
M-363	"	"	"	"		17	.03	09	10	11	
F-364	"	"	"	Adjusting	Nut	1	.60	09	10	11	
K-364	"	"	"	"	"	1	.60	09	10	11	
M-364	"	"	"	"	"	1	.60	09	10	11	
F-365	"	"	"	"	Plunger	1	.10	09	10	11	
K-365	"	"	"	"	"	1	.10	09	10	11	
M-365	"	"	"	"	"	1	.10	09	10	11	
F-366	"	"	"	Plunger	Spring	1	.05	09	10	11	
K-366	"	"	"	"	"	1	.05	09	10	11	
M-366	"	"	"	"	"	1	.05	09	10	11	
F-367	"	"	Collar			1	.15	09	10	11	
K-367	"	"	"			1	.15	09	10	11	
M-367	"	"	"			1	.15	09	10	11	
F-368	"	"	"	Taper	Pin	1	.03	09	10	11	
K-368	"	"	"	"	"	1	.03	09	10	11	
M-368	"	"	"	"	"	1	.03	09	10	11	
F-369	"	"	Gear	(Spiral)		1	1.00	09	10	11	
K-369	"	"	"	"		1	1.00	09	10	11	
M-369	"	"	"	"		1	1.00	09	10	11	

When ordering parts give car number at all times.

*Repair Parts Price List*

Model Number	NAME OF ASSEMBLY OR PART.						Number per Car.	Price				
F-370.....	Timer	Shaft	Gear	Key (Woodruff No. 7)			1	per doz.	\$0.45	09	10	11
K-370.....	"	"	"	"	"	"	1	"	.45	09	10	11
M-370.....	"	"	"	"	"	"	1	"	.45	09	10	11
F-371.....	"	"	"	Taper Pin			1	"	.30	09	10	11
K-371.....	"	"	"	"			1	"	.30	09	10	11
M-371.....	"	"	"	"			1	"	.30	09	10	11
F-372.....	"	Ground	Terminal	Binding	Post		1		.10	09	10	11
K-372.....	"	"	"	"	"		1		.10	09	10	11
M-372.....	"	"	"	"	"		1		.10	09	10	11
F-373.....	"	"	"	Hexagon Nut			1		.05	09	10	11
K-373.....	"	"	"	"			1		.05	09	10	11
M-373.....	"	"	"	"			1		.05	09	10	11
F-374.....	"	"	"	Knurled Nut			1		.05	09	10	11
K-374.....	"	"	"	"			1		.05	09	10	11
M-374.....	"	"	"	"			1		.05	09	10	11
F-375.....	"	"	"	Contact Pin			1		.10	09	10	11
K-375.....	"	"	"	"			1		.10	09	10	11
M-375.....	"	"	"	"			1		.10	09	10	11
F-376.....	"	"	"	"	"	Spring	1		.05	09	10	11
K-376.....	"	"	"	"	"	"	1		.05	09	10	11
M-376.....	"	"	"	"	"	"	1		.05	09	10	11
F-377.....	"	"	"	"	"	Socket	1		.10	09	10	11
K-377.....	"	"	"	"	"	"	1		.10	09	10	11
M-377.....	"	"	"	"	"	"	1		.10	09	10	11

Read instructions on pages 5 and 6.



**CARBURETOR ASSEMBLY**  
 Consists of parts to 442 inclusive.

Model Number	NAME OF ASSEMBLY OR PART.	Number per Car.	Price			
F-390.....	Carburetor Assembly .....	1	\$20.00	09		
K-390.....	" .....	1	15.00		10	
M-390.....	" .....	1	20.00			11
F-391.....	" Body .....	1	3.00	09		
K-391.....	" .....	1	3.00		10	
M-391.....	" .....	1	4.00			11
F-392.....	" " to Float Chamber Set Screw .....	1	.05	09	10	
K-392.....	" .....	1	.05	09	10	
F-393.....	" " Flange .....	1	.75	09		
K-393.....	" .....	1	.75		10	
F-394.....	" Throttle Butterfly Valve .....	1	.20	09	10	11
K-394.....	" .....	1	.20	09	10	11
M-394.....	" .....	1	.20	09	10	11
F-395.....	" " " Stem .....	1	.20	09	10	11
K-395.....	" .....	1	.20	09	10	11
M-395.....	" .....	1	.20	09	10	11
F-396.....	" " " Lever .....	1	.25	09	10	
K-396.....	" .....	1	.25	09	10	
M-396.....	" .....	1	.25			11

When ordering parts give car number at all times.

## Repair Parts Price List

Model Number	NAME OF ASSEMBLY OR PART.	Number per Car.	Price			
F-397.....	Carburetor Throttle Valve Lever Adj. Screw (No. 8).....	1	\$0.05	09	10	11
K-397.....	" " " " " " " " 8).....	1	.05	09	10	11
M-397.....	" " " " " " " " 8).....	1	.05	09	10	11
F-398.....	" " " " " " " Nut.....	1	per doz. .25	09	10	11
K-398.....	" " " " " " " ".....	1	.25	09	10	11
M-398.....	" " " " " " " ".....	1	.25	09	10	11
F-399.....	" Auxiliary Air Valve.....	1	.60	09		11
K-399.....	" " " Ball.....	6	.10		10	
M-399.....	" " " Valve.....	1	.60	09		11
F-400.....	" " " " Spring.....	1	.10	09		11
M-400.....	" " " " ".....	1	.10	09		11
F-401.....	" " " " Adj. Screw.....	1	.75	09		11
M-401.....	" " " " ".....	1	.75	09		11
F-402.....	" " " " " " Lock Nut.....	1	.05	09		11
M-402.....	" " " " " " ".....	1	.05	09		11
F-403.....	" " " " Connection.....	1	1.75	09		
K-403.....	" " " " Ball Seat.....	1	.85		10	
M-403.....	" " " " Connection.....	1	1.20			11
F-404.....	" " " " " Screw.....	2	.10	09		11
M-404.....	" " " " " ".....	2	.10	09		11
F-405.....	" " " " " Adj. Gate.....	1	.50	09		
M-406.....	" " " " Butterfly Valve.....	1	.20			11
M-407.....	" " " " " Stem.....	1	.25			11
M-408.....	" " " " Valve Lever.....	1	.45			11
M-409.....	" " " " " Screw.....	1	.05			11
M-410.....	" " " " " Spring.....	1	.05			11
M-411.....	" " " " " Ball.....	1	.03			11
F-412.....	" Float (Cork).....	1	1.00	09		
K-412.....	" " ".....	1	1.00		10	
M-412.....	" " ".....	1	1.00			11
F-413.....	" " Chamber and Cover Fastener.....	1	3.00	09		
K-413.....	" " " " ".....	1	3.00		10	
M-413.....	" " " " ".....	1	3.00			11
F-414.....	" " " " Cover.....	1	.80	09		
K-414.....	" " " " ".....	1	.80		10	
F-415.....	" " " " Plug.....	2	.10	09		10
K-415.....	" " " " ".....	1	.10	09		10
F-416.....	" Gasoline Ball Valve.....	1	.55	09		
K-416.....	" Float Hinge.....	1	.30		10	
M-416.....	" " ".....	1	.30			11

Read instructions on pages 5 and 6.

Model Number	NAME OF ASSEMBLY OR PART.					Number per Car.	Price		
K-417.....	Carburetor	Float	Hinge	Pivot	Screw	1	\$0.25	10	11
M-417.....						1	.25	10	11
K-418.....	"	"	Valve			1	.25	10	
M-418.....	"	"				1	.25		11
K-419.....	"	"	"	Adj.	Screw	1	.20	10	
M-419.....	"	"	"	Nut		1	.20		11
M-420.....	"	"	"	Cap		1	.20		11
F-421.....	"		Adjusting	Needle	Valve	1	.30	09	
K-421.....	"	"	"	"	"	1	.30		10
M-421.....	"	"	"	"	"	1	.30		11
F-422.....	"	"	"	"	Packing Nut	1	.20	09	10 11
K-422.....	"	"	"	"	"	1	.20	09	10 11
M-422.....	"	"	"	"	"	1	.20	09	10 11
F-423.....	"		Spray	Nozzle		1	.60	09	
K-423.....	"					1	.60		10
F-424.....	"		Priming	Plunger		1	.10	09	
K-424.....	"					1	.10		10
F-425.....	"	"	"	"	Spring	1	.05	09	
K-425.....	"	"	"	"		1	.05		10
F-426.....	"	"	"	"	Lever	1	.15	09	
K-426.....	"	"	"	"		1	.15		10
F-427.....	"	"	"	"	Support	1	.35	09	
K-427.....	"	"	"	"		1	.35		10
F-428.....	"	"	"	"	" Screw	1	.05	09	10
K-428.....	"	"	"	"	"	1	.05	09	10
F-429.....	"	"	"	"	Pin	1	.02	09	10
K-429.....	"	"	"	"	"	1	.02	09	10
K-430.....	"		Main Air	Intake		1	1.75		10
M-430.....	"					1	1.25		11
K-431.....	"	"	"	"	to Body Screw	4	.05		10
M-431.....	"	"	"	"	Binding Screw	2	.05		11
K-432.....	"	"	"	"	Choke Valve (Complete)	1	1.50	10	
K-432-A.....	"	"	"	"	Binding Screw	1	.03		10
NOTE—"K" No. 432 is Special Equipment, and not sold dis-assembled.									
M-433.....	Carburetor	Main Air	Intake	Valve		1	.25		11
M-434.....	"	"	"	"	Stem	1	.20		11
M-435.....	"	"	"	"	Lever	1	.20		11
M-436.....	"	"	"	"	" Screw	1	.05		11
M-437.....	"	Air Intake	Connecting	Link		1	.15		11
M-438.....	"	"	"	"	" Cotter	2	.02		11

When ordering parts give car number at all times.

*Repair Parts Price List*

Model Number	NAME OF ASSEMBLY OR PART.	Number per Car.	Price		
M-439.....	Carburetor Float Chamber Lock Nut .....	1	\$0.15		11
M-440.....	" Water Jacket Connection .....	2	.25		11
M-441.....	" " " " Union Nut .....	2	.20		11
M-442.....	" " " Plug .....	1	.15		11

**CARBURETOR MISCELLANY**

F-450.....	Primer Rod Assembly .....	1	\$0.60	09	
K-450.....	" " " .....	1	.60		10
M-450.....	" " " .....	1	.50		11
F-451.....	Primer Rod .....	1	.30	09	
K-451.....	" " .....	1	.30		10
M-451.....	" " .....	1	.30		11
F-452.....	" " Handle .....	1	.20	09	
K-452.....	" " " .....	1	.20		10
F-453.....	" " Clevis .....	1	.15	09	
K-453.....	" " " .....	1	.15		10
F-454.....	Carburetor Flange Gasket .....	1	.10	09	10 11
K-454.....	" " " .....	1	.10	09	10 11
M-454.....	" " " .....	1	.10	09	10 11
F-455.....	" " Bolt .....	2	per doz. .25	09	
K-455.....	" " " .....	2	.25		10
M-455.....	" " " .....	2	" " .25		11
F-456.....	" " " Nut .....	2	" " .25	09	
F-457.....	" " " Lock-washer .....	2	per 100 .45	09	10 11
K-457.....	" " " " " .....	2	" " .45	09	10 11
M-457.....	" " " " " .....	2	" " .45	09	10 11

**MAGNETO**

(Illustrated on page 48.)

F-470.....	Magneto Assembly (DR-4) .....	1	\$100.00	09	
K-470.....	" " (DU-4) .....	1	75.00		10 11
M-470.....	" " (DU-4) .....	1	75.00		10 11

(Magneto Parts.)

NOTE—You can readily appreciate that the continued efficiency of a Magneto, requires it to be assembled with great care and precision.

As a matter of fact, the number of Magneto parts which can be replaced in a satisfactory manner by the average man, is very small.

We would recommend, and very much prefer, that—when ordering Magneto parts—you would order them direct from the Bosch Magneto Co., No. 223-225 West 46th Street, New York, New York, or from one of their Branch Offices—

No. 357 Van Ness Ave.,  
SAN FRANCISCO, CALIFORNIA

No. 119-121 East 24th St.,  
CHICAGO, ILLINOIS.

No. 878 Woodward Ave.,  
DETROIT, MICHIGAN.

This recommendation is made in behalf of our desire to afford you the best possible service.

Upon request, we, or the Bosch Magneto Co., will supply you with a catalogue, illustrating Magneto parts. WE DO NOT GUARANTEE MAGNETOS.

**Read instructions on pages 5 and 6.**

Model Number	NAME OF ASSEMBLY OR PART,	Number per Car.	Price			
F-471	Magneto Cover	1	\$1.50	09		
K-471	"	1	1.50		10	
M-471	"	1	1.50			11
F-472	Locating Stud	2	.10	09	10	11
K-472	"	2	.10	09	10	11
M-472	"	2	.10	09	10	11
F-473	Shaft Coupling Assembly (See Note)	1	2.00	09	10	
K-473	"	1	2.00	09	10	
M-473	"	1	3.50			11
NOTE—Illustrated: Pump Shaft end—page 40. Magneto Shaft end—page 48.						
F-474	Magneto Shaft Coupling (Magneto Shaft End)	1	.80	09	10	
K-474	"	1	.80	09	10	
M-474	"	1	1.25			11
F-475	" (Pump Shaft End)	1	.80	09	10	
K-475	"	1	.80	09	10	
M-475	"	1	1.25			11
F-476	" (Middle Part)	1	.25	09	10	
K-476	"	1	.25	09	10	
M-476	" Leather	1	.15			11
M-477	Bolt	4	per doz. .20			11
M-478	" Nut	4	" " .25			11
M-479	" Lock-washer	4	per 100 .30			11
M-479-A	" Plain Washer	4	" " .25			11
F-480	" Taper Pin	2	per doz. .30	09	10	
K-480	"	2	" " .30	09	10	
M-480	" Key (Woodruff No. 3)	1	" " .35			11
M-481	" Cover	1	.20			11
F-482	" Strap Assembly	1	2.00	09		
K-482	"	1	2.00		10	
M-482	"	1	2.00			11
F-483	" with Ends	1	.50	09		
K-483	"	1	.50		10	
M-483	"	1	.50			11
F-484	" Anchor End	1	.25	09		
K-484	"	1	.25		10	11
M-484	"	1	.25		10	11
F-485	" Eye Bolt End	1	.20	09		
K-485	"	1	.20		10	11
M-485	"	1	.20		10	11
F-486	"	1	.15	09		
K-486	"	1	.15		10	
M-486	"	1	.15			11


When ordering parts give car number at all times.

## Repair Parts Price List

Model Number	NAME OF ASSEMBLY OR PART,				Number per Car.	Price			
F-487.....	Magneto	Strap	Eye	Bolt	1	\$0.30	09	10	11
K-487.....	"	"	"	"	1	.30	09	10	11
M-487.....	"	"	"	"	1	.30	09	10	11
F-488.....	"	"	"	Nut	1 per doz.	.25	09	10	11
K-488.....	"	"	"	"	1 " "	.25	09	10	11
M-488.....	"	"	"	"	1 " "	.25	09	10	11
F-489.....	"	"	"	" Lock-washer	1 per 100	.50	09	10	11
K-489.....	"	"	"	" " "	1 " "	.50	09	10	11
M-489.....	"	"	"	" " "	1 " "	.50	09	10	11
K-490.....	"	"	"	Clevis	1	.40		10	11
M-490.....	"	"	"	"	1	.40		10	11
F-491.....	"	"	"	Pin	1	.05	09		
K-491.....	"	"	"	"	1	.05		10	11
M-491.....	"	"	"	"	1	.05		10	11
F-492.....	"	"	"	" Cotter	1 per 100	.10	09		
K-492.....	"	"	"	" "	1 " "	.10		10	11
M-492.....	"	"	"	" "	1 " "	.10		10	11

Read instructions on pages 5 and 6.



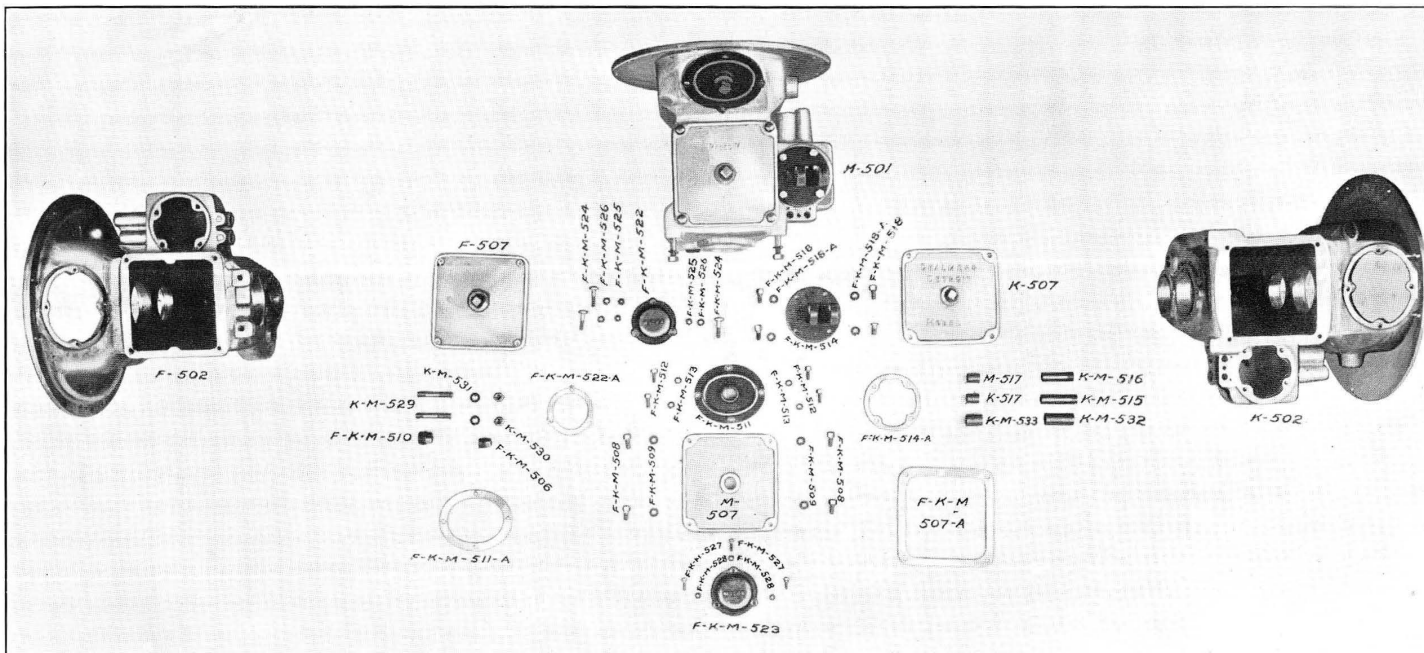


Transmission Assembly

# Transmission Assembly

Consists of parts to 740 inclusive.

Model Number	NAME OF ASSEMBLY OR PART.	Number per Car.	Price		
F-500.....	Transmission Assembly .....	1	\$300.00	09	
K-500.....	" " " " .....	1	300.00		10
M-500.....	" " " " .....	1	300.00		11



## TRANSMISSION CASE ASSEMBLY

Consists of parts to 533 inclusive.

Model Number	NAME OF ASSEMBLY OR PART.	Number per Car.	Price		
F-501.....	Transmission Case Assembly .....	1	\$60.00	09	
K-501.....	" " " " .....	1	60.00		10
M-501.....	" " " " .....	1	60.00		11

Read instructions on pages 5 and 6.

Model Number	NAME OF ASSEMBLY OR PART.	Number per Car.	Price			
F-502	Transmission Case with Bushings	1	\$42.00	09		
K-502	" " " "	1	42.00		10	
M-502	" " " "	1	42.00			11
F-503	" " to Motor Cap Screw	8	.05	09		
K-503	" " " Stud	8	.05		10	11
M-503	" " " "	8	.05		10	11
F-504	" " " " Lock-washer	8	per 100 .50	09	10	11
K-504	" " " " " "	8	.50	09	10	11
M-504	" " " " " "	8	.50	09	10	11
F-506	" " Pipe Plug	1	.05	09	10	11
K-506	" " " "	1	.05	09	10	11
M-506	" " " "	1	.05	09	10	11
F-507	" " Cover	1	1.50	09		
K-507	" " " "	1	1.50		10	
M-507	" " " "	1	1.50			11
F-508	" " " Bolt	4	per doz. .30	09	10	11
K-508	" " " "	4	.30	09	10	11
M-508	" " " "	4	.30	09	10	11
F-509	" " " Lock-washer	4	per 100 .50	09	10	11
K-509	" " " " " "	4	.50	09	10	11
M-509	" " " " " "	4	.50	09	10	11
F-510	" " " Pipe Plug	1	.05	09	10	11
K-510	" " " " "	1	.05	09	10	11
M-510	" " " " "	1	.05	09	10	11
F-511	" " Hand Hole Cover (for clutch case)	1	.50	09	10	11
K-511	" " " " " "	1	.50	09	10	11
M-511	" " " " " "	1	.50	09	10	11
F-512	" " " Bolt	4	.05	09	10	11
K-512	" " " " "	4	.05	09	10	11
M-512	" " " " "	4	.05	09	10	11
F-513	" " " Lock-washer	4	per 100 .45	09	10	11
K-513	" " " " " "	4	.45	09	10	11
M-513	" " " " " "	4	.45	09	10	11
F-514	" " Slide Rod Case Cover	1	1.30	09	10	11
K-514	" " " " "	1	1.30	09	10	11
M-514	" " " " "	1	1.30	09	10	11
K-515	" " " Bushing "Front" R. H.	1	.50		10	11
M-515	" " " " "	1	.50		10	11
K-516	" " " " L. H.	1	.50		10	11
M-516	" " " " "	1	.50		10	11
K-517	" " " " "Rear"	2	.50		10	
M-517	" " " " "	2	.50			11
F-518	" " " Case Cover Bolt	4	per doz. .25	09		
K-518	" " " " "	4	.30		10	11
M-518	" " " " "	4	.30		10	11

When ordering parts give car number at all times.

## Repair Parts Price List

Model Number	NAME OF ASSEMBLY OR PART,	Number per Car.	Price			
F-518-a.....	Transmission Slide Rod Case Cover Bolt Lock-washer .....	4	per 100 \$0.45	09	10	11
K-518-a.....	" " " " " " " " .....	4	" " .45	09	10	11
M-518-a.....	" " " " " " " " .....	4	" " .45	09	10	11
F-519.....	Annular Bearing Cap (Sliding Gear Shaft).....	2	1.00	09		
K-519.....	" " " " " " " " .....	2	1.00		10	11
M-519.....	" " " " " " " " .....	2	1.00		10	11
F-520.....	" " " Bolt .....	6	per doz. .30	09	10	11
K-520.....	" " " " " " " " .....	6	" " .30	09	10	11
M-520.....	" " " " " " " " .....	6	" " .30	09	10	11
F-521.....	" " " " Lock-washer .....	6	per 100 .50	09	10	11
K-521.....	" " " " " " " " .....	6	" " .50	09	10	11
M-521.....	" " " " " " " " .....	6	" " .50	09	10	11
F-522.....	" " Dust Cap (Countershaft) "Front".....	1	1.00	09	10	11
K-522.....	" " " " " " " " .....	1	1.00	09	10	11
M-522.....	" " " " " " " " .....	1	1.00	09	10	11
F-523.....	" " " " " " " " "Rear".....	1	1.00	09	10	11
K-523.....	" " " " " " " " .....	1	1.00	09	10	11
M-523.....	" " " " " " " " .....	1	1.00	09	10	11
F-524.....	" " " " "Front" Bolt .....	3	.05	09	10	11
K-524.....	" " " " " " " " .....	3	.05	09	10	11
M-524.....	" " " " " " " " .....	3	.05	09	10	11
F-525.....	" " " " " " Nut .....	3	per doz. .25	09	10	11
K-525.....	" " " " " " " " .....	3	" " .25	09	10	11
M-525.....	" " " " " " " " .....	3	" " .25	09	10	11
F-526.....	" " " " " Lock-washer .....	3	per 100 .45	09	10	11
K-526.....	" " " " " " " " .....	3	" " .45	09	10	11
M-526.....	" " " " " " " " .....	3	" " .45	09	10	11
F-527.....	" " " " "Rear" Screw .....	3	.03	09	10	11
K-527.....	" " " " " " " " .....	3	.03	09	10	11
M-527.....	" " " " " " " " .....	3	.03	09	10	11
F-528.....	" " " " Screw Lock-washer .....	3	per 100 .45	09	10	11
K-528.....	" " " " " " " " .....	3	" " .45	09	10	11
M-528.....	" " " " " " " " .....	3	" " .45	09	10	11
F-529.....	Transmission Brake Support Stud.....	2	per doz. .65	09		
K-529.....	" " " " " " " " .....	2	" " .65		10	11
M-529.....	" " " " " " " " .....	2	" " .65		10	11
K-530.....	" " " " Nut .....	2	" " .30		10	11
M-530.....	" " " " " " " " .....	2	" " .30		10	11
F-531.....	" " " " Lock-washer .....	2	per 100 .45	09		
K-531.....	" " " " " " " " .....	2	" " .50		10	11
M-531.....	" " " " " " " " .....	2	" " .50		10	11
K-532.....	" Throwout Shaft Bushing R. H.....	1	.40		10	11
M-532.....	" " " " " " " " .....	1	.40		10	11
K-533.....	" " " " L. H. ....	1	.30		10	11
M-533.....	" " " " " " " " .....	1	.30		10	11

Read instructions on pages 5 and 6.

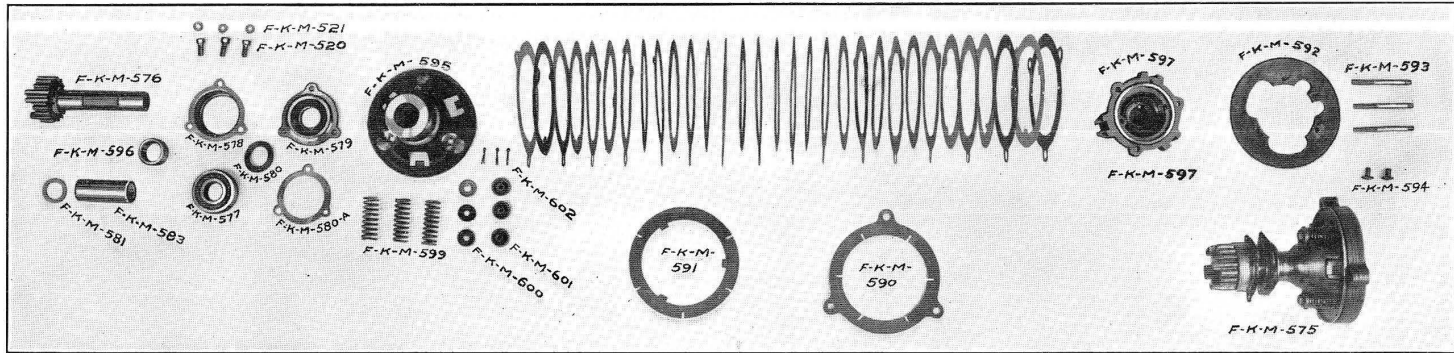


## Repair Parts Price List

63

Model Number	NAME OF ASSEMBLY OR PART.		Number per Car.	Price			
F-552.....	Transmission Counter Shaft Drive Gear (33 teeth).....	1	\$9.00	09	10		
K-552.....	" " " " " " " " .....	1	9.00	09	10		
M-552.....	" " " " " " " " .....	1	9.00				11
F-553.....	" " " " " Key .....	1	.10	09	10	11	
K-553.....	" " " " " " " " .....	1	.10	09	10	11	
M-553.....	" " " " " " " " .....	1	.10	09	10	11	
F-554.....	" " " Intermediate Speed Gear (28 teeth).....	1	10.00	09			
K-554.....	" " " " " " (27 teeth).....	1	10.00		10		
M-554.....	" " " " " " (27 teeth).....	1	10.00				11
F-555.....	" " " Low Speed Gear (18 teeth).....	1	7.50	09	10		
K-555.....	" " " " " " " " .....	1	7.50	09	10		
M-555.....	" " " " " " " " .....	1	7.50				11
F-556.....	" " " " and Intermediate Gear Key.....	1	.15	09	10	11	
K-556.....	" " " " " " " " .....	1	.15	09	10	11	
M-556.....	" " " " " " " " .....	1	.15	09	10	11	
F-557.....	" " " Reverse Gear (14 teeth).....	1	6.00	09	10		
K-557.....	" " " " " " " " .....	1	6.00	09	10		
M-557.....	" " " " " " " " .....	1	6.00				11
F-558.....	" " " " " Key .....	1	.10	09	10	11	
K-558.....	" " " " " " " " .....	1	.10	09	10	11	
M-558.....	" " " " " " " " .....	1	.10	09	10	11	
F-559.....	" " " Gear Spacer "Long".....	1	.40	09	10	11	
K-559.....	" " " " " " " " .....	1	.40	09	10	11	
M-559.....	" " " " " " " " .....	1	.40	09	10	11	
F-560.....	" " " " " " "Short".....	1	.15	09	10	11	
K-560.....	" " " " " " " " .....	1	.15	09	10	11	
M-560.....	" " " " " " " " .....	1	.15	09	10	11	
F-561.....	" " " Annular Bearing (S-306).....	2	7.30	09	10	11	
K-561.....	" " " " " " " " .....	2	7.30	09	10	11	
M-561.....	" " " " " " " " .....	2	7.30	09	10	11	
F-562.....	" " " " Thrust Plate .....	2	.30	09	10	11	
K-562.....	" " " " " " " " .....	2	.30	09	10	11	
M-562.....	" " " " " " " " .....	2	.30	09	10	11	
F-563.....	" " " Cap Screw (3/8x3/4).....	2	.05	09	10	11	
K-563.....	" " " " " " " " .....	2	.05	09	10	11	
M-563.....	" " " " " " " " .....	2	.05	09	10	11	
F-564.....	" " " Lock-washer .....	2	.50	09	10	11	
K-564.....	" " " " " " " " .....	2	.50	09	10	11	
M-564.....	" " " " " " " " .....	2	.50	09	10	11	
F-565.....	" " " Thrust Plate Locating Pin.....	4	.01	09	10	11	
K-565.....	" " " " " " " " .....	4	.01	09	10	11	
M-565.....	" " " " " " " " .....	4	.01	09	10	11	

Read instructions on pages 5 and 6.



**TRANSMISSION DRIVE SHAFT AND CLUTCH ASSEMBLY**

Consists of parts to 602 inclusive.

Model Number	NAME OF ASSEMBLY OR PART.	Number per Car.	Price			
F-575.....	Transmission Drive Shaft and Clutch Assembly.....	1	\$65.00	09		
K-575.....	.....	1	65.00		10	
M-575.....	.....	1	65.00			11
F-576.....	..... with Clutch Gear.....	1	16.50	09	10	
K-576.....	.....	1	16.50	09	10	
M-576.....	.....	1	16.50			11
F-577.....	..... Annular Bearing (S-307).....	1	8.50	09	10	11
K-577.....	.....	1	8.50	09	10	11
M-577.....	.....	1	8.50	09	10	11
F-578.....	..... Cup.....	1	1.00	09	10	11
K-578.....	.....	1	1.00	09	10	11
M-578.....	.....	1	1.00	09	10	11
F-579.....	..... Cap.....	1	1.50	09	10	11
K-579.....	.....	1	1.50	09	10	11
M-579.....	.....	1	1.50	09	10	11
F-580.....	..... Felt.....	1	.05	09	10	11
K-580.....	.....	1	.05	09	10	11
M-580.....	.....	1	.05	09	10	11
F-580-a.....	..... Gasket.....	1	.05	09	10	11
K-580-a.....	.....	1	.05	09	10	11
M-580-a.....	.....	1	.05	09	10	11

When ordering parts give car number at all times.

## Repair Parts Price List

65

Model Number	NAME OF ASSEMBLY OR PART.					Number per Car.	Price			
F -581.....	Transmission Drive Shaft Bearing Thrust Washer.....	1	\$0.15	09	10	11				
K -581.....	“ “ “ “ “ “ .....	1	.15	09	10	11				
M-581.....	“ “ “ “ “ “ .....	1	.15	09	10	11				
F -582.....	“ “ “ “ Lock Screw .....	1	.05	09	10	11				
K -582.....	“ “ “ “ “ “ .....	1	.05	09	10	11				
M-582.....	“ “ “ “ “ “ .....	1	.05	09	10	11				
F -583.....	“ “ “ “ Sleeve .....	1	1.25	09	10	11				
K -583.....	“ “ “ “ “ “ .....	1	1.25	09	10	11				
M-583.....	“ “ “ “ “ “ .....	1	1.25	09	10	11				

## CLUTCH

F -590.....	Clutch Driving Disc—Bronze.....	13	.50	09	10	11
K -590.....	“ “ “ “ “ “ .....	16	.50	09	10	11
M-590.....	“ “ “ “ “ “ .....	16	.50	09	10	11
F -591.....	“ Driven Disc—Steel .....	12	.20	09	10	11
K -591.....	“ “ “ “ “ “ .....	15	.20	09	10	11
M-591.....	“ “ “ “ “ “ .....	15	.20	09	10	11
F -592.....	“ Disc Backing Plate with Studs.....	1	2.00	09	10	11
K -592.....	“ “ “ “ “ “ .....	1	2.00	09	10	11
M-592.....	“ “ “ “ “ “ .....	1	2.00	09	10	11
F -593.....	“ “ “ “ Stud .....	1	.15	09	10	11
K -593.....	“ “ “ “ “ “ .....	1	.15	09	10	11
M-593.....	“ “ “ “ “ “ .....	1	.15	09	10	11
F -594.....	“ “ “ “ Screw .....	1	.05	09	10	
K -594.....	“ “ “ “ “ “ .....	1	.05	09	10	
M-594.....	“ “ “ “ “ “ .....	1	.05			11
F -595.....	“ “ Pressure Plate .....	1	4.00	09	10	11
K -595.....	“ “ “ “ “ “ .....	1	4.00	09	10	11
M-595.....	“ “ “ “ “ “ .....	1	4.00	09	10	11
F -596.....	“ “ “ “ Bushing .....	1	.75	09	10	11
K -596.....	“ “ “ “ “ “ .....	1	.75	09	10	11
M-596.....	“ “ “ “ “ “ .....	1	.75	09	10	11
F -597.....	“ “ Spider .....	1	8.00	09		
K -597.....	“ “ “ “ “ “ .....	1	8.00		10	11
M-597.....	“ “ “ “ “ “ .....	1	8.00		10	11
F -598.....	“ “ “ “ Key .....	1	.05	09	10	11
K -598.....	“ “ “ “ “ “ .....	1	.05	09	10	11
M-598.....	“ “ “ “ “ “ .....	1	.05	09	10	11
F -599.....	“ Spring .....	3	.10	09	10	11
K -599.....	“ “ “ “ “ “ .....	3	.10	09	10	11
M-599.....	“ “ “ “ “ “ .....	3	.10	09	10	11
F -600.....	“ “ Seat .....	3	.10	09	10	11
K -600.....	“ “ “ “ “ “ .....	3	.10	09	10	11
M-600.....	“ “ “ “ “ “ .....	3	.10	09	10	11

Read instructions on pages 5 and 6.



Chalmers Motor Company

Model Number	NAME OF ASSEMBLY OR PART.	Number per Car.	Price				
F -601.....	Clutch Spring Adjusting Nut .....	3	\$0.05	09	10		
K -601.....	" " " " .....	3	.05	09	10		
M -601.....	" " " " .....	3	.05			11	
F -602.....	" " " " Cotter Pin .....	3 per 100	.15	09	10	11	
K -602.....	" " " " " " .....	3 " "	.15	09	10	11	
M -602.....	" " " " " " .....	3 " "	.15	09	10	11	

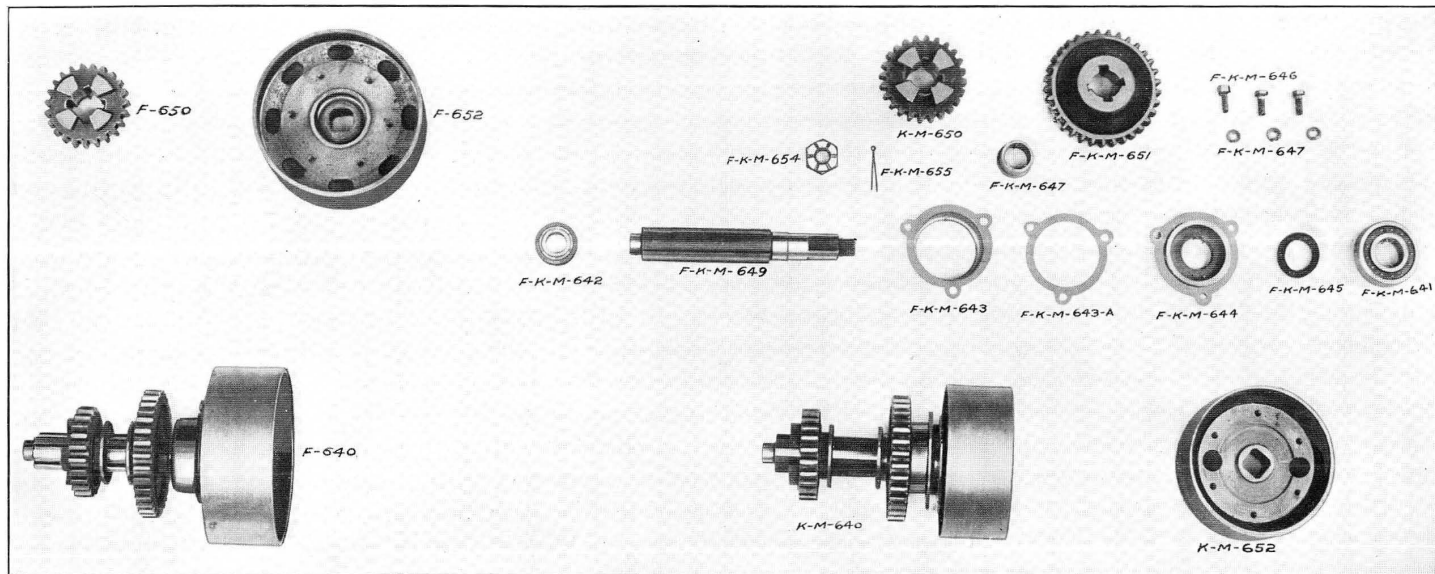
CLUTCH MISCELLANY

F -610.....	Clutch Disc Spider Annular Bearing (S-205).....	1	\$3.75	09	10	11	
K -610.....	" " " " " " .....	1	3.75	09	10	11	
M -610.....	" " " " " " .....	1	3.75	09	10	11	
F -611.....	" " Throwout Collar .....	1	2.50	09	10	11	
K -611.....	" " " " .....	1	2.50	09	10	11	
M -611.....	" " " " .....	1	2.50	09	10	11	
K -612.....	" " " " Leather .....	2	.15		10	11	
M -612.....	" " " " " " .....	2	.15		10	11	
K -613.....	" " " " to Leather Rivet.....	6	.01		10	11	
M -613.....	" " " " " " .....	6	.01		10	11	
F -614.....	" " " " Screw .....	2	.05	09	10	11	
K -614.....	" " " " " " .....	2	.05	09	10	11	
M -614.....	" " " " " " .....	2	.05	09	10	11	
F -615.....	" " " " " Lock-washer .....	2 per 100	.45	09	10	11	
K -615.....	" " " " " " .....	2 " "	.45	09	10	11	
M -615.....	" " " " " " .....	2 " "	.45	09	10	11	
F -616.....	" " " " Yoke .....	1	4.50	09			
K -616.....	" " " " " " .....	1	4.50		10	11	
M -616.....	" " " " " " .....	1	4.50		10	11	
F -617.....	" " " " Shaft R. H. ....	1	.50	09			
K -617.....	" " " " " " .....	1	.50		10	11	
M -617.....	" " " " " " .....	1	.50		10	11	
F -618.....	" " " " " L. H. ....	1	.40	09			
K -618.....	" " " " " " .....	1	.40		10	11	
M -618.....	" " " " " " .....	1	.40		10	11	
F -619.....	" " " " Shaft Key .....	1	.05	09	10	11	
K -619.....	" " " " " " .....	1	.05	09	10	11	
M -619.....	" " " " " " .....	1	.05	09	10	11	
F -620.....	" " Throwout Lever .....	1	.50	09	10	11	
K -620.....	" " " " .....	1	.50	09	10	11	
M -620.....	" " " " .....	1	.50	09	10	11	
F -621.....	" " " " Clamp Bolt .....	2 per doz.	.35	09	10	11	
K -621.....	" " " " " " .....	2 " "	.35	09	10	11	
M -621.....	" " " " " " .....	2 " "	.35	09	10	11	

When ordering parts give car number at all times.

Repair Parts Price List

Model Number	NAME OF ASSEMBLY OR PART.	Number per Car.	Price			
F-622.....	Clutch Throwout Lever Clamp Bolt Lock-washer .....	2	per 100	\$0.50	09	10 11
K-622.....	" " " " " " " " .....	2	" "	.50	09	10 11
M-622.....	" " " " " " " " .....	2	" "	.50	09	10 11
F-623.....	" " " Key .....	1	per doz.	.50	09	10 11
K-623.....	" " " " " " " " .....	1	" "	.50	09	10 11
M-623.....	" " " " " " " " .....	1	" "	.50	09	10 11



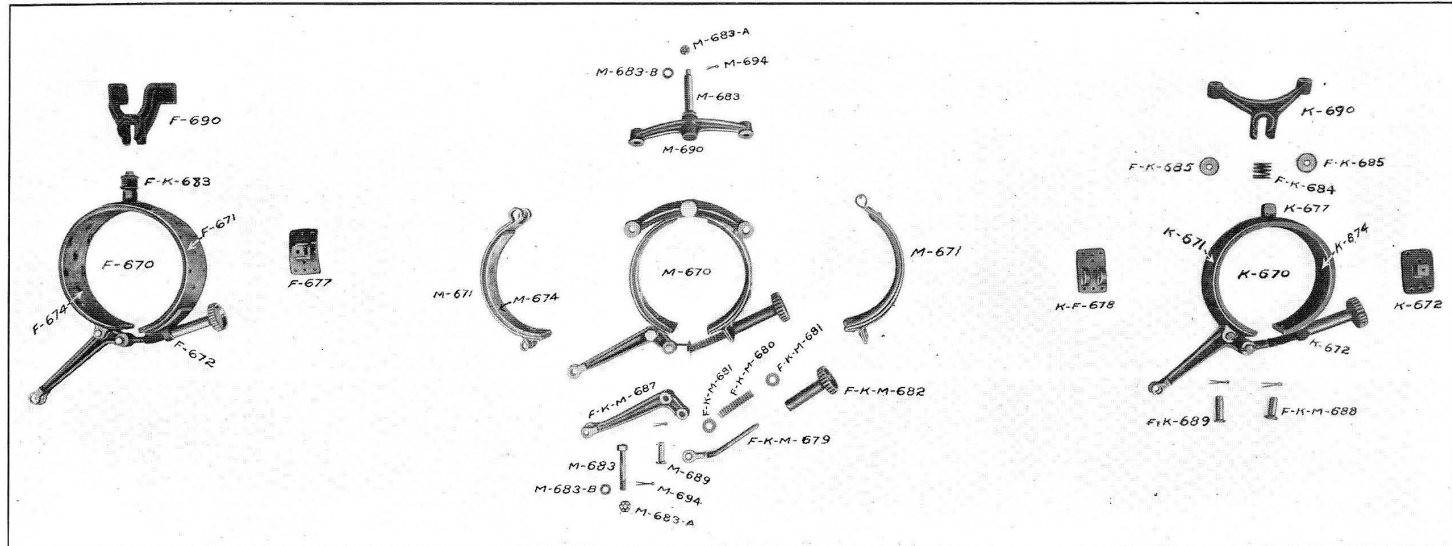
Model Number	TRANSMISSION SLIDING GEAR SHAFT ASSEMBLY	Number per Car.	Price			
	Consists of parts to 655 inclusive.					
F-640.....	Transmission Sliding Gear Shaft Assembly .....	1	\$	70.00	09	
K-640.....	" " " " " " " " .....	1		70.00		10
M-640.....	" " " " " " " " .....	1		70.00		11
F-641.....	" " " " Annular Bearing (S-307) .....	1		8.50	09	10 11
K-641.....	" " " " " " " " .....	1		8.50	09	10 11
M-641.....	" " " " " " " " .....	1		8.50	09	10 11

Read instructions on pages 5 and 6.

Model Model	NAME OF ASSEMBLY OR PART.						Number per Car.	Price			
F-642.....	Transmission Sliding Gear Shaft Annular Bearing (S-205).....						1	\$3.75	09	10	11
K-642.....	" "						1	3.75	09	10	11
M-642.....	" "						1	3.75	09	10	11
F-643.....	" "				Cup		1	1.00	09		
K-643.....	" "				"		1	1.00		10	11
M-643.....	" "				"		1	1.00		10	11
F-648.....	Sliding Gear Shaft Bearing Thrust Bushing.....						1	.50	09	10	11
K-648.....	" "				"		1	.50	09	10	11
M-648.....	" "				"		1	.50	09	10	11
F-649.....	Transmission Sliding Gear Shaft.....						1	10.00	09	10	11
K-649.....	" "				"		1	10.00	09	10	11
M-649.....	" "				"		1	10.00	09	10	11
F-650.....	" " " " High and Intermediate Speed Gear (23 teeth).....						1	18.50	09		
K-650.....	" "				"		1	18.50		10	
M-650.....	" "				"		1	18.50			11
F-651.....	" " " " Low and Reverse Gear (33 teeth).....						1	15.00	09	10	
K-651.....	" "				"		1	15.00	09	10	
M-651.....	" "				"		1	15.00			11
F-652.....	" Brake Drum .....						1	7.00	09		
K-652.....	" "				"		1	7.00		10	
M-652.....	" "				"		1	7.00			11
F-653.....	" " " " Bolts .....						6	per doz. .35	09		
K-653.....	" "				"		6	" " .30		10	
M-653.....	" "				"		6	" " .30			11
F-654.....	" Sliding Gear Shaft Nut.....						1	.40	09	10	11
K-654.....	" "				"		1	.40	09	10	11
M-654.....	" "				"		1	.40	09	10	11
F-655.....	" "				Cotter Pin		1	per 100 .15	09	10	11
K-655.....	" "				"		1	.15	09	10	11
M-655.....	" "				"		1	.15	09	10	11

When ordering parts give car number at all times.

Repair Parts Price List



**TRANSMISSION BRAKE ASSEMBLY**

Consists of parts to 694 inclusive.

Model Number	NAME OF ASSEMBLY OR PART.	Number per Car.	Price		
F-670.....	Transmission Brake Assembly.....	1	\$ 10.00	09	
K-670.....	" " " ".....	1	10.00		10
M-670.....	" " " ".....	1	10.00		11
F-671.....	" " Band.....	1	.60	09	
K-671.....	" " " ".....	1	.60		10
M-671.....	" " R. H. One-half.....	1	.60		11
M-671-a.....	" " L. H. One-half.....	1	.60		11
F-672.....	" " End.....	1	.30	09	
K-672.....	" " " ".....	1	.30		10
F-673.....	" " " " Rivet.....	6	per lb. .20	09	10
K-673.....	" " " " " ".....	6	" " .20	09	10
M-673.....	" " " " " ".....	6	" " .20		11

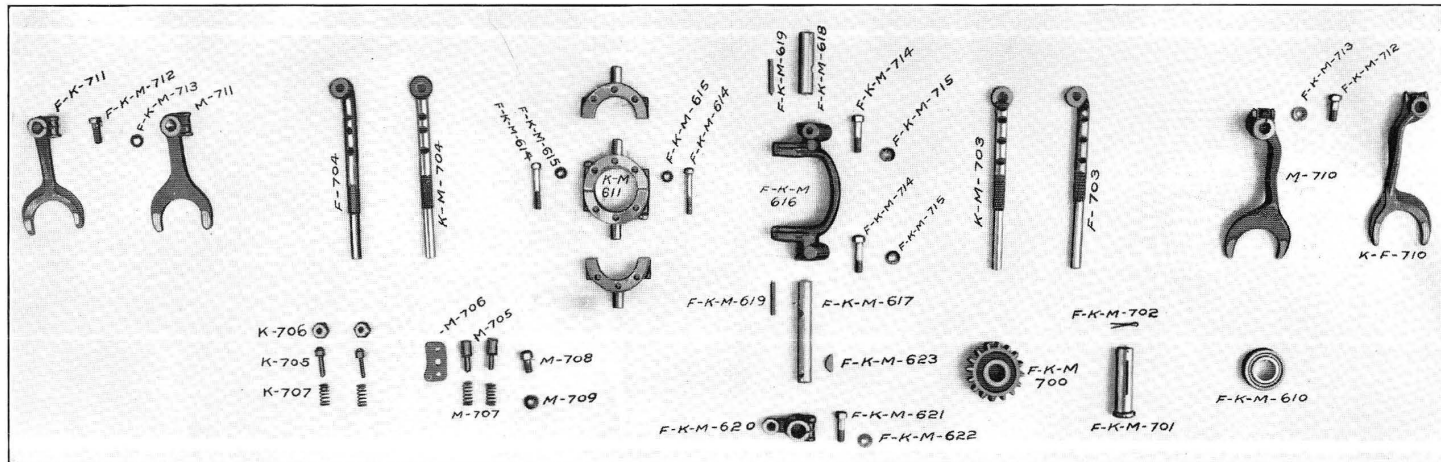
Read instructions on pages 5 and 6.

Model Number	NAME OF ASSEMBLY OR PART.	Number per Car.	Price			
F-674.....	Transmission Brake Band Lining (Thermoid) .....	1	\$1.50	09		
K-674.....	" " " " " " .....	1	1.50		10	
M-674.....	" " " " " " .....	2	1.00			11
F-675.....	" " " " " Rivet .....	16	per lb. .20	09	10	
K-675.....	" " " " " " .....	16	" " .20	09	10	
M-675.....	" " " " " " .....	16	" " .20			11
F-676.....	" " " " " " .....	30	per lb. .20	09	10	11
K-676.....	" " " " " " .....	26	.20	09	10	11
M-676.....	" " " " " " .....	26	" " .20	09	10	11
F-677.....	" " " Support .....	1	.50	09		
K-677.....	" " " " .....	1	.50		10	
F-678.....	" " Lever Fulcrum .....	1	.40	09		
K-678.....	" " " " .....	1	.40		10	
F-679.....	" " Band Adjusting Link.....	1	.40	09		
K-679.....	" " " " .....	1	.40		10	11
M-679.....	" " " " .....	1	.40		10	11
F-680.....	" " " " " Spring .....	1	.10	09	10	11
K-680.....	" " " " " " .....	1	.10	09	10	11
M-680.....	" " " " " " .....	1	.10	09	10	11
F-681.....	" " " " " Washer .....	1	.05	09	10	11
K-681.....	" " " " " " .....	1	.05	09	10	11
M-681.....	" " " " " " .....	1	.05	09	10	11
F-682.....	" " " Hand Adjusting Nut .....	1	.75	09	10	11
K-682.....	" " " " " " .....	1	.75	09	10	11
M-682.....	" " " " " " .....	1	.75	09	10	11
F-683.....	" " " Support Bolt .....	1	.10	09	10	
K-683.....	" " " " " " .....	1	.10	09	10	
M-683.....	" " " " " " .....	1	.15			11
M-683-a.....	" " " " " Nut .....	1	per doz. .30			11
M-683-b.....	" " " " " Lock-washer .....	1	per 100 .40			11
F-684.....	" " " " " Spring .....	1	.10	09	10	
K-684.....	" " " " " " .....	1	.10	09	10	
F-685.....	" " " " " Seat .....	2	.10	09	10	
K-685.....	" " " " " " .....	2	.10	09	10	
F-686.....	" " " " " Lock .....	1	.05	09	10	
K-686.....	" " " " " " .....	1	.05	09	10	
F-687.....	" " Lever .....	1	.75	09	10	11
K-687.....	" " " " .....	1	.75	09	10	11
M-687.....	" " " " .....	1	.75	09	10	11
F-688.....	" " " Clevis Pin .....	1	.10	09	10	11
K-688.....	" " " " .....	1	.10	09	10	11
M-688.....	" " " " .....	1	.10	09	10	11

When ordering parts give car number at all times.

Repair Parts Price List

Model Number	NAME OF ASSEMBLY OR PART.	Number per Car.	Price
F-689.....	Transmission Brake Band Fulcrum Pin .....	1	\$0.10 09 10
K-689.....	" " " " " " .....	1	.10 09 10
M-689.....	" " " " " " .....	1	.10 11
F-690.....	" " Support .....	1	1.00 09
K-690.....	" " " " " " .....	1	1.00 10
M-690.....	" " " " " " .....	1	1.00 11
F-691.....	" " " Stud .....	2	.05 09 10
K-691.....	" " " " " " .....	2	.05 09 10
M-691.....	" " " " " " .....	2	.05 11
F-692.....	" " " " Nut .....	1 per doz.	.25 09 10
K-692.....	" " " " " " .....	1 " "	.25 09 10
M-692.....	" " " " " " .....	1 " "	.25 11
F-693.....	" " " " Lock-washer .....	1 per 100	.45 09 10
K-693.....	" " " " " " .....	1 " "	.45 09 10
M-693.....	" " " " " " .....	1 " "	.45 11
M-694.....	" " " " Cotter .....	1 " "	.15 11




Model Number	TRANSMISSION MISCELLANY	Number per Car.	Price
F-700.....	Transmission Idler Gear (16 teeth).....	1	\$ 6.50 09 10
K-700.....	" " " " " " .....	1	6.50 09 10
M-700.....	" " " " " " .....	1	6.50 11

Read instructions on pages 5 and 6.

Model Number	NAME OF ASSEMBLY OR PART.	Number per Car.	Price			
F-701.....	Transmission Idler Gear Bearing Stud .....	1	\$0.60	09	10	11
K-701.....	" " " " " " .....	1	.60	09	10	11
M-701.....	" " " " " " .....	1	.60	09	10	11
F-702.....	" " " " " " Pin .....	1	.03	09	10	11
K-702.....	" " " " " " " .....	1	.03	09	10	11
M-702.....	" " " " " " " .....	1	.03	09	10	11
F-703.....	" " Slide Rod R. H. ....	1	2.00	09		
K-703.....	" " " " " " .....	1	2.00		10	
M-703.....	" " " " " " .....	1	2.00			11
F-704.....	" " " " L. H. ....	1	2.00	09		
K-704.....	" " " " " " .....	1	2.00		10	
M-704.....	" " " " " " .....	1	2.00			11
F-705.....	" " " " Ball Plunger .....	2	.10	09		
K-705.....	" " " " " " .....	2	.10		10	
M-705.....	" " " " " " .....	2	.10			11
K-706.....	" " " " " " Seat .....	2	.20		10	
M-706.....	" " " " " " Plate .....	1	.40			11
F-707.....	" " " " " " Spring .....	2	.10	09		
K-707.....	" " " " " " " .....	2	.10		10	
M-707.....	" " " " " " " .....	2	.10			11
M-708.....	" " " " " " Plate Bolt .....	1	.05			11
M-709.....	" " " " " " " " Lock-washer .....	1	per 100 .45			11
F-710.....	" " Shifting Fork R. H. (Low Speed) .....	1	1.50	09	10	
K-710.....	" " " " " " " " .....	1	1.50	09	10	
M-710.....	" " " " " " " " .....	1	1.50			11
F-711.....	" " " " L. H. (High Speed) .....	1	1.50	09	10	
K-711.....	" " " " " " " " .....	1	1.50	09	10	
M-711.....	" " " " " " " " .....	1	1.50			11
F-712.....	" " " " Clamp Bolt .....	2	per doz. .40	09	10	11
K-712.....	" " " " " " " " .....	2	" " .40	09	10	11
M-712.....	" " " " " " " " .....	2	" " .40	09	10	11
F-713.....	" " " " " " Lock-washer .....	2	per 100 .50	09	10	11
K-713.....	" " " " " " " " .....	2	" " .50	09	10	11
M-713.....	" " " " " " " " .....	2	" " .50	09	10	11
F-714.....	Clutch Throwout Yoke Clamp Bolt .....	2	.05	09	10	11
K-714.....	" " " " " " " " .....	2	.05	09	10	11
M-714.....	" " " " " " " " .....	2	.05	09	10	11
F-715.....	" " " " " " Lock-washer .....	2	per 100 .40	09	10	11
K-715.....	" " " " " " " " .....	2	" " .40	09	10	11
M-715.....	" " " " " " " " .....	2	" " .40	09	10	11

When ordering parts give car number at all times.



Propeller Shaft Assembly



# Propeller Shaft Assembly

(See Illustration on page 73)

Model Number	NAME OF ASSEMBLY OR PART.	Number per Car.	Price		
F-740.....	Propeller Shaft Assembly (Parts to F-774 inc.).....	1	\$ 75.00	09	
K-740.....	" " " (Parts to K-780 inc.).....	1	75.00		10
M-740.....	" " " (Parts to M-781-a inc.).....	1	37.50		11
F-741.....	" " ".....	1	10.00	09	
K-741.....	" " ".....	1	10.00		10
M-741.....	" " ".....	1	10.00		11
F-742.....	" " Annular Bearing "Front" (S-306).....	1	7.30	09	
K-742.....	" " " " (S-307).....	1	8.50		10
F-743.....	" " " " Adjusting Collar.....	1	.90	09	
K-743.....	" " " " ".....	1	.90		10
K-743-a.....	" " " " " Old Style.....	1	.90		
F-744.....	" " Adjusting Collar Lock Bolt.....	1	.05	09	10
K-744.....	" " " " ".....	1	.05	09	10
F-745.....	" " " " " Screw Lock.....	1	.02	09	10
K-745.....	" " " " ".....	1	.02	09	10
F-746.....	" " Annular Bearing "Rear" (S-407).....	1	12.50	09	10
K-746.....	" " " " ".....	1	12.50	09	10
F-747.....	" " " " " Cup.....	1	3.20	09	10
K-747.....	" " " " ".....	1	3.20	09	10
F-748.....	" " " " " Set Screw.....	1	.05	09	10
K-748.....	" " " " ".....	1	.05	09	10
F-749.....	" " Thrust Bearing.....	2	.60	09	10
K-749.....	" " " " ".....	2	.60	09	10
F-750.....	" " " " " Race "Tight Fit".....	2	.85	09	10
K-750.....	" " " " ".....	2	.85	09	10
F-751.....	" " " " " "Loose Fit".....	2	.85	09	10
K-751.....	" " " " ".....	2	.85	09	10
F-752.....	" " " " " Adjusting Sleeve.....	1	1.80	09	10
K-752.....	" " " " ".....	1	1.80	09	10
F-753.....	" " " " " Nut.....	1	.75	09	
K-753.....	" " " " ".....	1	.75		10
F-754.....	" " " " " Lock-washer.....	1	.15	09	
K-754.....	" " " " ".....	1	.15		10
F-755.....	" " " " " Screw.....	1	.05	09	10
K-755.....	" " " " ".....	1	.05	09	10
F-756.....	" " Casing (Complete).....	1	10.00	09	
K-756.....	" " " " ".....	1	10.00		10

When ordering parts give car number at all times.

Repair Parts Price List

Model Number	NAME OF ASSEMBLY OR PART.	Number per Car.	Price		
F-756-a	Propeller Shaft Casing Pipe Plug	1	\$0.10	09	10
K-756-a	" " " " " " " "	1	.10	09	10
F-757	" " " Grease Cup (Empress No. 000)	1	.40	09	10
K-757	" " " " " " " "	1	.40	09	10
F-758	" " " Driving Pinion—Ratio 3½ to 1 (19 teeth)	1	10.00	09	
K-758	" " " " " " " 3¾ " 1 (14 " )	1	10.00		10
F-759	" " " " " Key	1	.15	09	
K-759	" " " " " " " "	1	.15		10
F-760	" " " " " Nut	1	.25	09	10
K-760	" " " " " " " "	1	.25	09	10
M-760	" " " Nut	1	.25		11
F-761	" " " " Lock-washer	1	.25	09	10
K-761	" " " " " " " "	1	.25	09	10
M-761	" " " " " " " "	1	.15		11
F-762	" " " Universal Hub	1	10.00	09	
F-763	" " " " Block	1	2.25	09	
F-764	" " " " Pin	1	.05	09	
F-765	" " " Hub Bolt (Universal Hub to Drum)	6	per doz. .40	09	
K-765	" " " Joint Cap Screw (Universal Joint to Drum)	6	.30		10 11
M-765	" " " " " " " "	6	.30		10 11
F-766	" " " Hub Pipe Plug	1	.10	09	
F-767	" " " Bolt Lock-washer	6	per 100 .50	09	10 11
K-767	" " " Joint Cap Screw Lock-washer	6	.50	09	10 11
M-767	" " " " " " " "	6	.50	09	10 11
F-770	" " " to Rear Axle Bolt	6	.05	09	10
K-770	" " " " " " " "	6	.05	09	10
M-770	" " " Universal Joint to Pinion Shaft Flange Bolt	6	.05		11
M-771	" " " " " " " " Nut	6	per doz. .35		11
F-772	" " " to Rear Axle Bolt Lock-washer	6	per 100 .50	09	10
K-772	" " " " " " " "	6	.50	09	10
M-772	" " " Universal Joint to Pinion Shaft Flange Lock-washer	6	.50		11
F-773	" " " Boot	1	.80	09	
F-774	" " " " Clamp	1	.10	09	
K-780	" " " Universal Joint Assembly "Front"	1	12.50		10
M-780	" " " " " " " "	1	12.50		11
M-781-a	" " " " " " " " "Rear"	1	12.50		11

UNIVERSAL JOINT ASSEMBLY "FRONT"

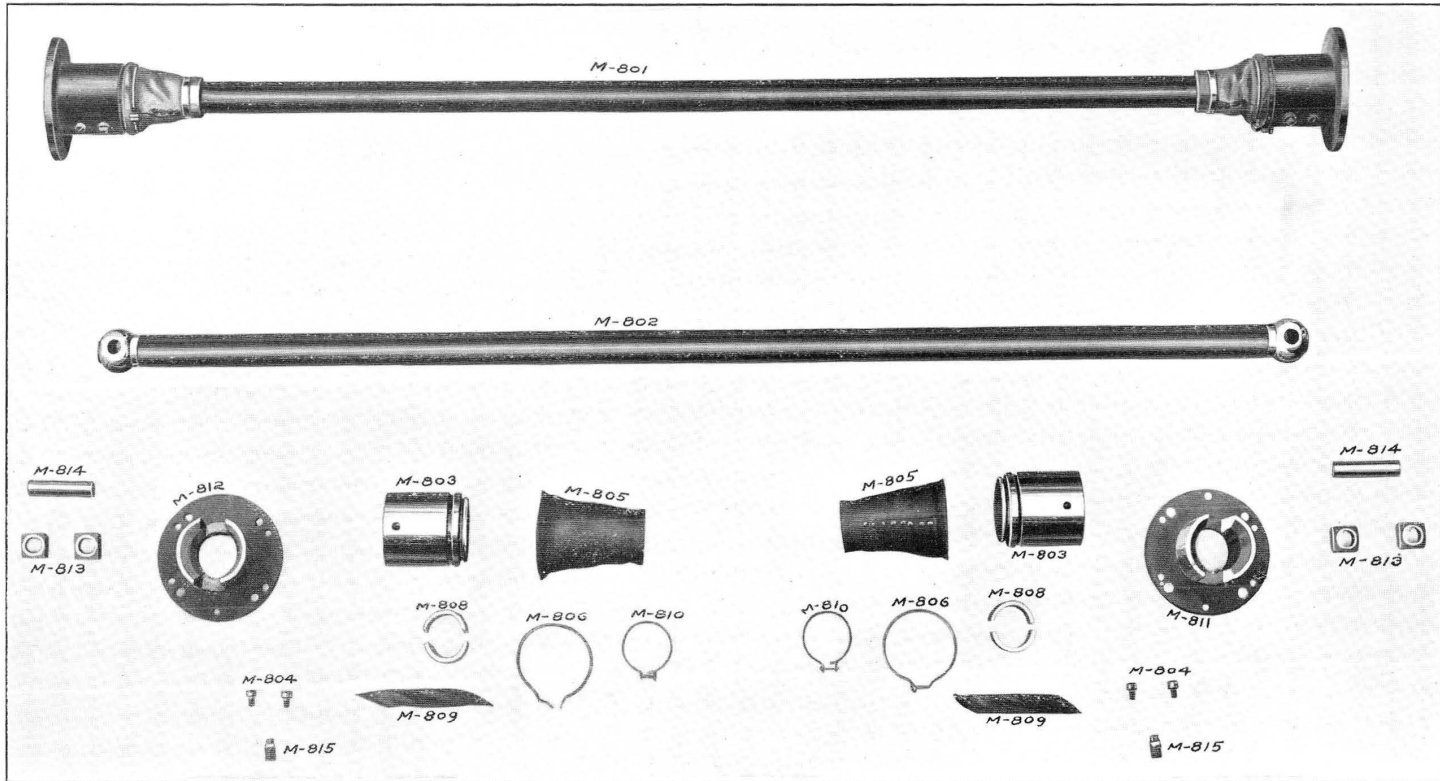
Consists of parts to 795 inclusive.

K-780	Universal Joint Assembly "Front"	1	\$ 12.50	10	
M-780	" " " " " " " "	1	12.50		11
K-781	" " " Casing "Inside"	1	1.00	10	11
M-781	" " " " " " " "	1	1.00	10	11

Read instructions on pages 5 and 6.

Model Number	NAME OF ASSEMBLY OR PART.				Number per Car.	Price			
K-782	.....	Universal Joint Casing	"Outside"	.....	1	\$0.75	10	11	
M-782	.....	.....	.....	.....	1	.75	10	11	
K-783	.....	"	"	Lock Collar	1	.45	10		
M-783	.....	"	"	"	1	.45		11	
K-784	.....	"	"	"	Screw	.05	10		
M-784	.....	"	"	"	"	.05		11	
K-785	.....	"	"	Rear Packing	1	.15	10	11	
M-785	.....	"	"	"	"	.15	10	11	
K-786	.....	"	"	"	Pipe Plug	.05	10	11	
M-786	.....	"	"	"	"	.05	10	11	
K-787	.....	"	"	Cross	1	1.20	10	11	
M-787	.....	"	"	"	"	1.20	10	11	
K-788	.....	"	"	Flange Yoke	1	4.00	10	11	
M-788	.....	"	"	"	"	4.00	10	11	
K-789	.....	"	"	"	Bushing	.20	10	11	
M-789	.....	"	"	"	"	.20	10	11	
K-790	.....	"	"	Sleeve Yoke	1	4.25	10		
M-790	.....	"	"	"	"	4.25		11	
K-791	.....	"	"	"	Bushing (See 789)	.20	10	11	
M-791	.....	"	"	"	" (789)	.20	10	11	
K-792	.....	"	"	"	Lock	.05	10	11	
M-792	.....	"	"	"	"	.05	10	11	
K-793	.....	"	"	"	Cap	.60	10	11	
M-793	.....	"	"	"	"	.60	10	11	
K-794	.....	"	"	"	Felt	.10	10		
M-794	.....	"	"	"	"	.10		11	
K-795	.....	"	"	"	Retainer	.15	10		
M-795	.....	"	"	"	"	.15		11	
M-781-a	.....	UNIVERSAL JOINT ASSEMBLY "REAR"							
		Same as M-780—except as follows:							
M-800	.....	Universal Joint Sleeve Yoke	.....	.....	1	\$ 3.50		11	

When ordering parts give car number at all times.



Propeller Shaft Assembly (Hartford)

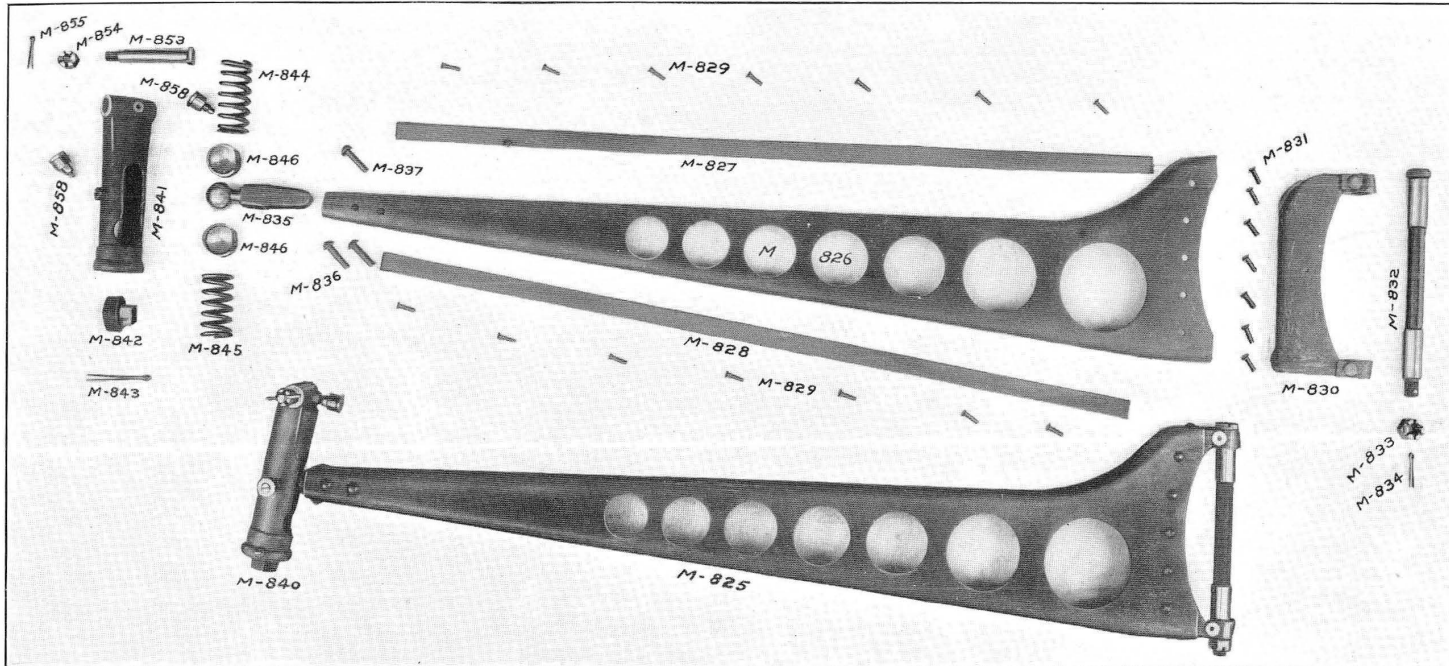
Read instructions on pages 5 and 6.

## PROPELLER SHAFT ASSEMBLY (HARTFORD)

(See illustration on page 77)

Model Number	NAME OF ASSEMBLY OR PART.	Number per Car.	Price	
M-801.....	Propeller Shaft Assembly .....	1	\$ 37.50	11
M-802.....	" " .....	1	10.00	11
M-803.....	Universal Joint Casing .....	2	2.00	11
M-804.....	" " " Screw .....	4	.10	11
M-805.....	" " Boot .....	2	.50	11
M-806.....	" " " to Casing Clamp .....	2	.25	11
M-807.....	" " Clamp Shield .....	1	.10	11
M-808.....	" " Dust Collar .....	4	.15	11
M-809.....	" " " " Oil Retainer (Felt).....	2	.05	11
M-810.....	" " Boot to Dust Collar Clamp.....	2	.20	11
M-811.....	" " Flange Yoke Trans. End (Front).....	1	6.75	11
M-812.....	" " " " Axle End (Rear) .....	1	6.75	11
M-813.....	" " Block .....	4	.75	11
M-814.....	" " " Pin .....	2	.10	11
M-815.....	" " Flange Yoke Pipe Plug.....	2	.10	11
<b>PROPELLER SHAFT MISCELLANY</b>				
M-816.....	Propeller Shaft Spring .....	1	.25	11

When ordering parts give car number at all times.



## Torque Arm and Buffer Assembly

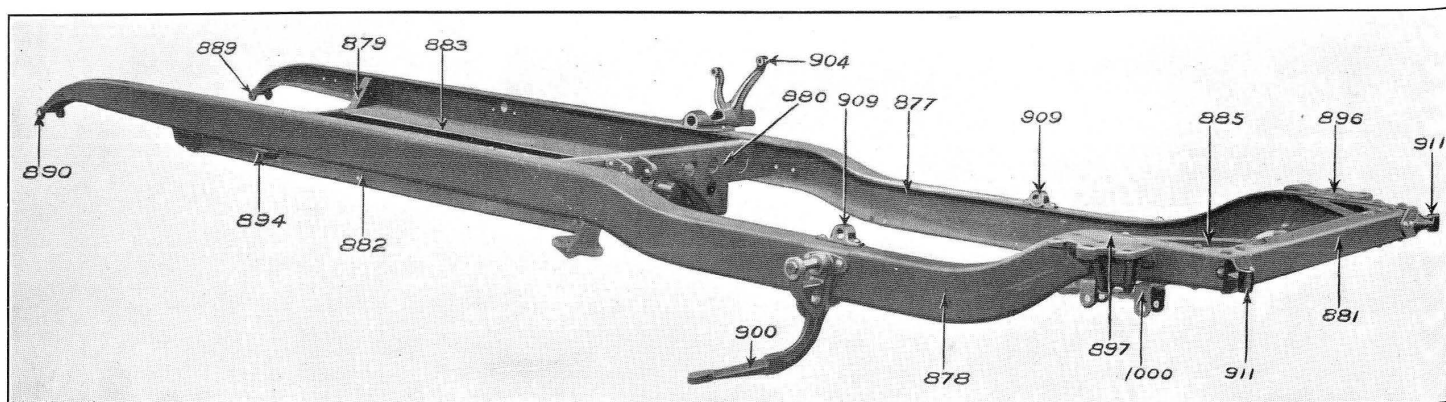
Consists of parts to 846 inclusive.

Model Number	NAME OF ASSEMBLY OR PART.	Number per Car.	Price	
M-825	Torque Arm and Buffer Assembly	1	\$ 15.00	11
M-826	" "	1	3.50	11
M-827	" " Reinforcement "Upper"	1	.50	11
M-828	" " " "Lower"	1	.50	11
M-829	" " " Rivet	14	per lb. .20	11
M-830	" " Bracket	1	2.75	11

Read instructions on pages 5 and 6.

Model Number	NAME OF ASSEMBLY OR PART.	Number per Car.	Price	
M-831.....	Torque Arm Bracket Rivet.....	7	per lb. \$0.20	11
M-832.....	" " Pivot Pin .....	1	2.50	11
M-833.....	" " " " Castle Nut .....	1	.15	11
M-834.....	" " " " " Cotter .....	1	per 100 .30	11
M-835.....	" " Ball End .....	1	1.25	11
M-836.....	" " " " Rivet .....	2	per lb. .15	11
M-837.....	" " " " " .....	1	" " .15	11
M-840.....	Torque Arm Buffer Spring Housing Assembly.....	1	3.00	11
M-841.....	Torque Arm Buffer Spring Housing.....	1	2.00	11
M-842.....	" " " " " Pipe Plug .....	1	.10	11
M-843.....	" " " " " " Cotter .....	1	per doz. .30	11
M-844.....	" " " " " "Upper" (3 $\frac{3}{4}$ "") .....	1	.20	11
M-845.....	" " " " " "Lower" (3 $\frac{1}{4}$ "") .....	1	.20	11
M-846.....	" " " " " Seat .....	2	.25	11
<b>TORQUE ARM MISCELLANY</b>				
M-850.....	Torque Arm Pivot Pin Bushing (Pinion Shaft Housing).....	1	\$0.50	11
M-851.....	" " " " " " " " (Lower) .....	1	.50	11
M-852.....	" " Buffer Bracket .....	1	1.50	11
M-853.....	" " " " Pin .....	1	.15	11
M-854.....	" " " " Nut .....	1	.05	11
M-855.....	" " " " " Cotter Pin .....	1	per 100 .15	11
M-856.....	" " " " " Lock-washer .....	1	" " .45	11
M-857.....	" " " " Rivet .....	4	per lb. .15	11
M-858.....	" " Spring Housing Grease Cup (Bowen No. 000).....	2	.40	11

When ordering parts give car number at all times.



## Frame Assembly T. C. Complete

Consists of parts to 921 inclusive.

Model Number	NAME OF ASSEMBLY OR PART.	Number per Car.	Price	
F-875.....	Frame Assembly—Complete .....	1	\$105.00	09
K-875.....	“ “ “ .....	1	105.00	10
M-875.....	“ “ “ .....	1	105.00	11

### FRAME ASSEMBLY T. C.

Consists of parts to 899 inclusive.

F-876.....	Frame Assembly .....	1	\$ 80.00	09
K-876.....	“ “ .....	1	80.00	10
M-876.....	“ “ .....	1	80.00	11
F-877.....	“ Side Member R. H. ....	1	17.50	09
K-877.....	“ “ “ “ “ .....	1	17.50	10 11
M-877.....	“ “ “ “ “ .....	1	17.50	10 11
F-878.....	“ “ “ L. H. ....	1	17.50	09
K-878.....	“ “ “ “ “ .....	1	17.50	10 11
M-878.....	“ “ “ “ “ .....	1	17.50	10 11
F-879.....	“ Front Cross Member .....	1	4.50	09
K-879.....	“ “ “ “ “ .....	1	4.50	10 11
M-879.....	“ “ “ “ “ .....	1	4.50	10 11

Read instructions on pages 5 and 6.



Model Number	NAME OF ASSEMBLY OR PART.	Number per Car.	Price			
F-880	Frame Middle Cross Member	1	\$3.75	09		
K-880	" " " "	1	3.75		10	
M-880	" " " "	1	3.75		10	11
NOTE—"M"-880, Middle Cross Member, may be used for "K." "K"-880, Middle Cross Member, can not be used for "M."						
F-881	Frame Rear Cross Member	1	2.50	09		
K-881	" " " "	1	2.50		10	11
M-881	" " " "	1	2.50		10	11
F-882	" Sub Member	2	4.50	09		
K-882	" " " "	2	4.50		10	11
M-882	" " " "	2	4.50		10	11
F-883	" Filler Plate R. H.	1	1.50	09		
K-883	" " " "	1	1.50		10	
M-883	" " " "	1	1.50		10	11
NOTE—"M"-883 Frame Filler Plate R. H. may be used for "K." "K"-883 Frame Filler Plate R. H. can not be used for "M."						
F-884	Frame Filler Plate L. H.	1	1.50	09		
K-884	" " " "	1	1.50		10	11
M-884	" " " "	1	1.50		10	11
F-885	" Gusset Plate	4	.40	09		
K-885	" " " "	4	.40		10	11
M-885	" " " "	4	.40		10	11
F-886	" Brace "Front"	1	.25	09	10	11
K-886	" " " and Rear	2	.25	09	10	11
M-886	" " " "	2	.25	09	10	11
F-887	" " "Rear"	1	.25	09		
F-888	" " Rivet	8	per lb. .15	09	10	11
K-888	" " " "	8	" " .15	09	10	11
M-888	" " " "	8	" " .15	09	10	11
F-889	" End "Front" R. H. (Front Spring Front Hanger)	1	3.00	09		
K-889	" " " " " " " "	1	3.00		10	
M-889	" " " " " " " "	1	3.00			11
F-890	" " " L. H. " " " "	1	3.00	09		
K-890	" " " " " " " "	1	3.00		10	
M-890	" " " " " " " "	1	3.00			11
F-891	" " Rivet	2	per lb. .15	09	10	11
K-891	" " " "	2	" " .15	09	10	11
M-891	" " " "	2	" " .15	09	10	11
F-892	" " " "	2	" " .15	09	10	11
K-892	" " " "	2	" " .15	09	10	11
M-892	" " " "	2	" " .15	09	10	11
F-893	" " " "	2	" " .15	09	10	11
K-893	" " " "	2	" " .15	09	10	11
M-893	" " " "	2	" " .15	09	10	11

When ordering parts give car number at all times.

## Repair Parts Price List

83

Model Number	NAME OF ASSEMBLY OR PART.	Number per Car.	Price				
F -894.....	Frame Front Spring Rear Hanger.....	2	\$1.50	09			
K -894.....	" " " " " " .....	2	1.50		10	11	
M-894.....	" " " " " " .....	2	1.50		10	11	
F -895.....	" " " " " Rivet .....	4	per lb. .15	09	10	11	
K -895.....	" " " " " " .....	4	" " .15	09	10	11	
M-895.....	" " " " " " .....	4	" " .15	09	10	11	
F -896.....	" Rear Spring Rear Hanger R. H.....	1	3.00	09	10	11	
K -896.....	" " " " " " .....	1	3.00	09	10	11	
M-896.....	" " " " " " .....	1	3.00	09	10	11	
F -897.....	" " " " " L. H. ....	1	3.00	09	10	11	
K -897.....	" " " " " " .....	1	3.00	09	10	11	
M-897.....	" " " " " " .....	1	3.00	09	10	11	
F -898.....	" " " " " Rivet .....	2	per lb. .15	09	10	11	
K -898.....	" " " " " " .....	2	" " .15	09	10	11	
M-898.....	" " " " " " .....	2	" " .15	09	10	11	
F -899.....	" " " " " " .....	4	" " .15	09	10	11	
K -899.....	" " " " " " .....	4	" " .15	09	10	11	
M-899.....	" " " " " " .....	4	" " .15	09	10	11	
F -900.....	" " " " Front Hanger .....	2	1.50	09			
K -900.....	" " " " " " .....	2	3.00		10		
M-900.....	" " " " " " .....	2	3.00			11	
F -901.....	" " " " " Rivet .....	6	per lb. .15	09	10	11	
K -901.....	" " " " " " .....	6	" " .15	09	10	11	
M-901.....	" " " " " " .....	6	" " .15	09	10	11	
F -902.....	" Gas Light Lamp Bracket Support.....	2	1.00	09			
K -902.....	" " " " " " .....	2	1.00		10		
M-902.....	" " " " " (Complete) .....	2	2.50			11	
F -903.....	" " " " " Rivet .....	8	per lb. .15	09			
K -903.....	" " " " " " .....	8	" " .15		10		
M-903.....	" " " " " " .....	4	" " .15			11	
F -904.....	" Control Bracket (See Hand Lever Assembly No. 2091) .....	1	7.00	09	10	11	
K -904.....	" " " " " " " " " " .....	1	7.00	09	10	11	
M-904.....	" " " " " " " " " " .....	1	7.00	09	10	11	
F -905.....	" " " " Rivet .....	5	per lb. .15	09	10	11	
K -905.....	" " " " " " .....	5	" " .15	09	10	11	
M-905.....	" " " " " " .....	5	" " .15	09	10	11	
F -906.....	" Muller Hanger "Front" .....	1	.25	09			
K -906.....	" " " " " " .....	1	.25		10		
M-906.....	" " " " " " .....	1	.25			11	
F -907.....	" " " " "Rear" .....	1	.25	09			
K -907.....	" " " " " " .....	1	.25		10		
M-907.....	" " " " " " .....	1	.25			11	

Read instructions on pages 5 and 6.

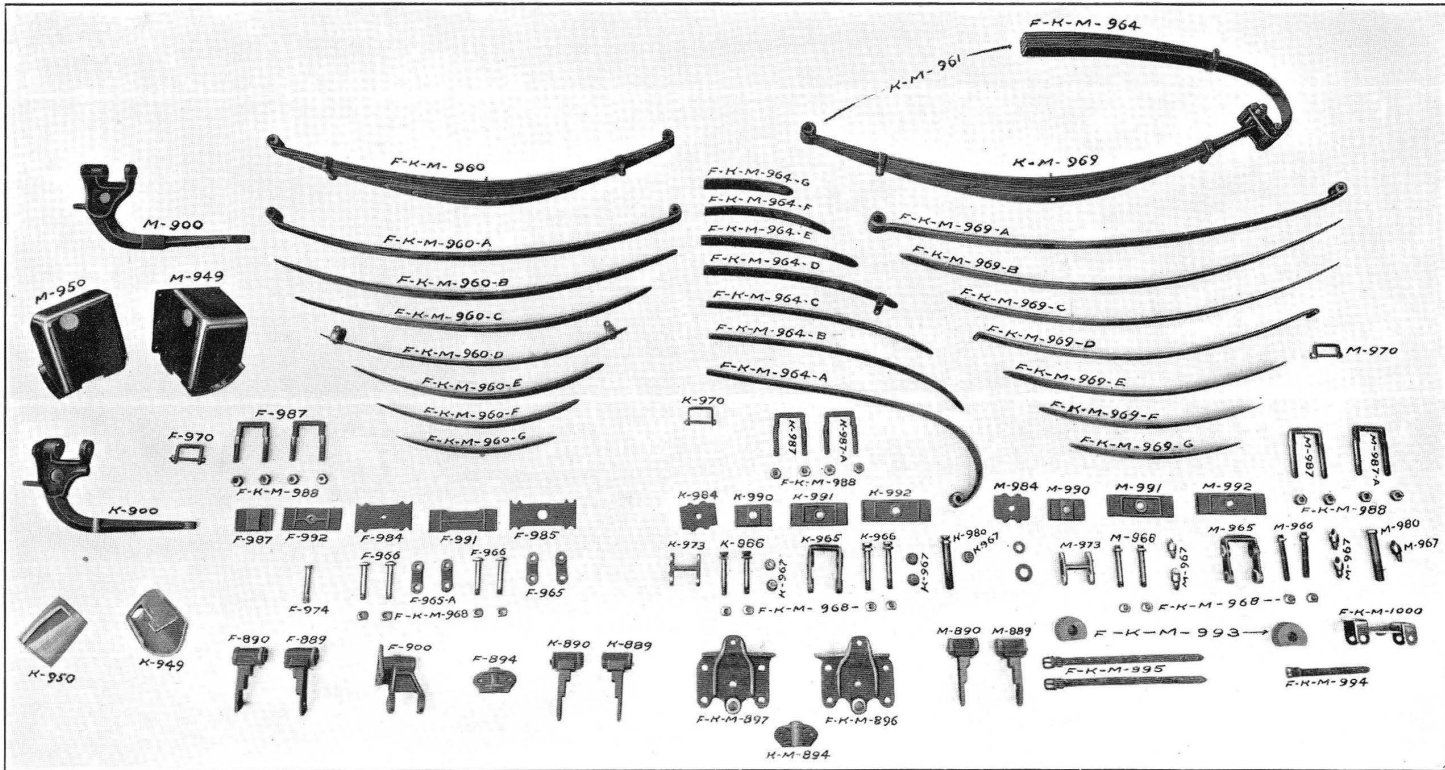
Model Number	NAME OF ASSEMBLY OR PART.	Number per Car.	Price			
F -908.....	Frame Muffler Hanger Rivet .....	8	per lb. \$0.15	09	10	11
K -908.....	" " " " .....	8	" " .15	09	10	11
M-908.....	" " " " .....	8	" " .15	09	10	11
	Rocker Shaft Bracket (See Rear Spring Front Hanger).....					
K -909.....	" " " " .....	2	.40	10	11	
M-909.....	" " " " .....	2	.40	10	11	
	Rivet (See Rear Spring Front Hanger).....					
K -910.....	" " " " .....	4	per lb. .15	10	11	
M-910.....	" " " " .....	4	" " .15	10	11	
F -911.....	Tail Lamp Bracket.....	1	.25	09		
K -911.....	" " " and Trunk Rack Bracket .....	1	.90	10		
M-911.....	" " " Bracket .....	1	.60		11	
K -911-a.....	" " " " Iron .....	1	.75	10		
F -912.....	Radiator Trunion Bearing R. H. ....	1	1.20	09	10	
K -912.....	" " " " .....	1	1.20	09	10	
F -913.....	" " " " L. H. ....	1	1.20	09	10	
K -913.....	" " " " " " .....	1	1.20	09	10	
F -914.....	" " " " Rivet .....	4	.05	09	10	
K -914.....	" " " " " " .....	4	.05	09	10	
F -915.....	" " " " Cap .....	2	.40	09	10	
K -915.....	" " " " " " .....	2	.40	09	10	
F -916.....	" " " " " Bolt .....	4	per doz. .40	09	10	
K -916.....	" " " " " " .....	4	" " .40	09	10	
F -917.....	" " " " " " Lock-washer .....	4	per 100 .50	09	10	
K -917.....	" " " " " " .....	4	" " .50	09	10	
F -918.....	Oil Can Holder .....	1	.10	09	10	
K -918.....	" " " " .....	1	.10	09	10	
M-918.....	" " " " Assembly .....	1	1.50			11
M-918-a.....	Oil Can Base .....	1	.60			11
M-918-b.....	" " Holder Spring Cap.....	1	.10			11
M-918-c.....	" " " " .....	1	.05			11
M-918-d.....	" " " Stud .....	1	.10			11
M-918-e.....	" " " " .....	1	.65			11
F -919.....	" " " Rivet .....	2	per lb. .15	09	10	
K -919.....	" " " " .....	2	" " .15	09	10	
M-919.....	" " " Stove Bolt .....	2	per doz. .25		11	
M-919-a.....	" " " " Nut .....	2	" " .20		11	
F -920.....	Muffler Cut-out Bell Crank Bracket.....	1	.20	09		
F -921.....	" " " " Rivet .....	2	.03	09		
<b>FRAME MISCELLANY</b>						
F -930.....	Propeller Shaft Guard.....	1	\$0.25	09		
K -930.....	" " " " .....	1	.25		10	

When ordering parts give car number at all times.

Repair Parts Price List

Model Number	NAME OF ASSEMBLY OR PART.	Number per Car.	Price		
F -931.....	Propeller Shaft Guard Bolt	2	per doz.	\$0.50	09 10
K -931.....	" " " " " "	2	" "	.50	09 10
F -932.....	" " " " Nut	2	" "	.30	09 10
K -932.....	" " " " " "	2	" "	.30	09 10
F -933.....	" " " " " Lock-washer	2	per 100	.50	09 10
K -933.....	" " " " " "	2	" "	.50	09 10
F -934.....	Step "Front" R. A. and T. A.	2		2.50	09 10
K -934.....	" " " R. D. and P. T.	2		2.50	09 10
F -935.....	" Bolt	8	per doz.	.65	09 10
K -935.....	" " " " " "	8	" "	.65	09 10
F -936.....	" " Nut	8	" "	.25	09 10
K -936.....	" " " " " "	8	" "	.25	09 10
F -937.....	" " " Lock-washer	8		.02	09 10
K -937.....	" " " " " "	8		.02	09 10
F -938.....	Running Board Iron "Front" R. H.	1		1.25	09
K -938.....	" " " " " and L. H.	4		1.25	10
M -938.....	" " " " " " "	4		1.25	11
F -939.....	" " " " L. H.	1		1.25	09
F -940.....	" " " " "Rear"	4		1.25	09
NOTE—For "K" Running Board Iron "Rear" (See "K" 900). For "M" Running Board Iron "Rear" (See "M" 900).					
F -941.....	Running Board Iron to Frame Bolt	12	per doz.	.50	09
K -941.....	" " " " " " "	8	" "	.60	10
M -941.....	" " " " " " "	8	" "	.50	11
F -942.....	" " " " " " Nut	12	" "	.30	09 10
K -942.....	" " " " " " " "	8	" "	.30	09 10
M -942.....	" " " " " " " "	8	" "	.25	11
F -943.....	" " " " " " " Lock-washer	12		.02	09 10
K -943.....	" " " " " " " "	8		.02	09 10
M -943.....	" " " " " " " "	8		.02	11
K -944.....	" " " Pad	4		.20	10
M -945.....	" " " Bolt	4	per doz.	.30	11
M -946.....	" " " " Nut	4	" "	.25	11
M -947.....	" " " " " Lock-washer	4	per 100	.50	11
M -948.....	" " " to Frame Spacer	4		.10	11
K -949.....	Rear Spring Shield R. H.	1		.75	10
M -949.....	" " " " —R. D.	1		1.00	11
M -949-a.....	" " " " —T. C.	1		1.00	11
K -950.....	" " " L. H.	1		.75	10
M -950.....	" " " " —R. D.	1		1.00	11
M -950-a.....	" " " " —T. C.	1		1.00	11
K -951.....	" " " Bolt	4		.05	10
M -951.....	" " " " "	14		.03	11

Read instructions on pages 5 and 6.



Spring Miscellany

When ordering parts give car number at all times.

*Repair Parts Price List*

Model Number	NAME OF ASSEMBLY OR PART.	Number per Car.	Price		
M-952.....	Rear Spring Shield Bolt.....	14	per doz. \$0.25		11
K-953.....	“ “ “ “ “ Lock-washer.....	4	per 100 .45		10
M-954.....	Muffler Tail Pipe Hanger (Complete).....	1	.25		11
F-955.....	Gas Light Lamp Bracket Iron.....	4	\$0.30	09	
K-955.....	“ “ “ “ “ “.....	2	1.00		10
F-956.....	“ “ “ “ “ Nut.....	4	per doz. .30	09	
K-956.....	“ “ “ “ “ “.....	2	.50		10
K-957.....	“ “ “ “ “ Tie Rod Assembly (Complete).....	1	.75		10
M-957.....	“ “ “ “ “ “.....	1	.75		11

**FRAME ASSEMBLY R. D. AND P. T.**

The same as T. C. except the arrangement of the parts, and—

F-2171.....	Frame Control Bracket (See Hand Lever Assembly No. 2171).....	1	\$7.00	09	
K-2171.....	“ “ “ “ (“ “ “ “ “ 2171).....	1	7.00		10 11
M-2171.....	“ “ “ “ (“ “ “ “ “ 2171).....	1	7.00		10 11

## Spring Miscellany

(See illustration on page 86)

**FRONT SPRING ASSEMBLY**

F-960.....	Front Spring Assembly.....	2	\$7.50	09	
K-960.....	“ “ “ “.....	2	7.50		10
M-960.....	“ “ “ “.....	2	7.50		11
Note—Extra for painting \$2.00.					
F-960-a.....	Leaf No. 1 Front Spring (Long).....	2	1.60	09	
K-960-a.....	“ “ 1 “ “ “.....	2	1.60		10
M-960-a.....	“ “ 1 “ “ “.....	2	1.60		11
F-960-b.....	“ “ 2 “ “.....	2	1.25	09	
K-960-b.....	“ “ 2 “ “.....	2	1.25		10 11
M-960-b.....	“ “ 2 “ “.....	2	1.25		10 11
F-960-c.....	“ “ 3 “ “.....	2	1.00	09	
K-960-c.....	“ “ 3 “ “.....	2	1.00		10 11
M-960-c.....	“ “ 3 “ “.....	2	1.00		10 11
F-960-d.....	“ “ 4 “ “.....	2	1.00	09	
K-960-d.....	“ “ 4 “ “.....	2	1.00		10
M-960-d.....	“ “ 4 “ “.....	2	1.00		11
F-960-e.....	“ “ 5 “ “.....	2	.85	09	
K-960-e.....	“ “ 5 “ “.....	2	.85		10 11
M-960-e.....	“ “ 5 “ “.....	2	.85		10 11
F-960-f.....	“ “ 6 “ “.....	2	.75	09	
K-960-f.....	“ “ 6 “ “.....	2	.75		10 11
M-960-f.....	“ “ 6 “ “.....	2	.75		10 11

Read instructions on pages 5 and 6.

Model Number	NAME OF ASSEMBLY OR PART.	Number per Car.	Price		
F-960-g.....	Leaf No. 7 Front Spring .....	2	\$0.65	09	
K-960-g.....	" " 7 " " .....	2	.65		10 11
M-960-g.....	" " 7 " " .....	2	.65		10 11
F-960-h.....	" " 8 " " (Short) (Sheldon only).....	2	.65	09	
<b>REAR SPRING ASSEMBLY</b>					
(NOTE—Extra for painting, \$2.50).					
F-961.....	Rear Spring Assembly T. C. & Rd.....	2	\$15.00	09	
K-961.....	" " " " .....	2	15.00		10 11
M-961.....	" " " " .....	2	15.00		10 11
K-962.....	" " " Rd. & P. T.....	2	15.00		10 11
M-962.....	" " " " " .....	2	15.00		10 11
M-963.....	" " " Lim. ....	2	17.00		11
<b>REAR SPRING UPPER ASSEMBLY</b>					
F-964.....	Rear Spring Upper Assembly.....	2	\$5.50	09	
K-964.....	" " " " .....	2	5.50		10
M-964.....	" " " " .....	2	6.00		11
F-964-a.....	Leaf No. 1 Rear Spring Upper (Long).....	2	1.30	09	
K-964-a.....	" " 1 " " .....	2	1.30		10 11
M-964-a.....	" " 1 " " .....	2	1.30		10 11
F-964-b.....	" " 2 " " .....	2	1.10	09	
K-964-b.....	" " 2 " " .....	2	1.10		10 11
M-964-b.....	" " 2 " " .....	2	1.10		10 11
F-964-c.....	" " 3 " " .....	2	.90	09	
K-964-c.....	" " 3 " " .....	2	.90		10 11
M-964-c.....	" " 3 " " .....	2	.90		10 11
F-964-d.....	" " 4 " " .....	2	.70	09	
K-964-d.....	" " 4 " " .....	2	.70		10 11
M-964-d.....	" " 4 " " .....	2	.70		10 11
F-964-e.....	" " 5 " " .....	2	.60	09	
K-964-e.....	" " 5 " " .....	2	.60		10 11
M-964-e.....	" " 5 " " .....	2	.60		10 11
F-964-f.....	" " 6 " " .....	2	.60	09	
K-964-f.....	" " 6 " " .....	2	.60		10 11
M-964-f.....	" " 6 " " .....	2	.60		10 11
F-964-g.....	" " 7 " " (Short) .....	2	.50	09	
K-964-g.....	" " 7 " " .....	2	.50		10 11
M-964-g.....	" " 7 " " .....	2	.50		10 11
F-965.....	Spring Link Outside .....	2	.20	09	
F-965-a.....	" " Inside .....	2	.20	09	
K-965.....	" Shackle (Rear Spring) .....	2	1.00		10
M-965.....	" " " " .....	2	1.00		11

When ordering parts give car number at all times.

Repair Parts Price List

Model Number	NAME OF ASSEMBLY OR PART.	Number per Car.	Price				
F-966.....	Spring Link Bolt .....	4	\$0.15	09			
K-966.....	" Shackle Bolt (Rear Spring Rear).....	4	.25		10		
M-966.....	" " " " " " " " .....	4	.25			11	
K-967.....	" " " Grease Cup .....	4	.25		10		
M-967.....	" " " " " " " " .....	4	.25			11	
F-968.....	" Link Bolt Nut .....	4	per doz. .50	09	10	11	
K-968.....	" Shackle Bolt Nut .....	4	" " .50	09	10	11	
M-968.....	" " " " " " " " .....	4	" " .50	09	10	11	

REAR SPRING LOWER ASSEMBLY

F-969.....	Rear Spring Lower Assembly.....	2	\$8.50	09			
K-969.....	" " " " " " " " .....	2	8.50		10	11	
M-969.....	" " " " " " " " .....	2	10.00		10	11	
F-969-a.....	Leaf No. 1 Rear Spring Lower (Long) .....	2	2.00	09			
K-969-a.....	" " 1 " " " " " " .....	2	2.00		10	11	
M-969-a.....	" " 1 " " " " " " .....	2	2.00		10	11	
F-969-b.....	" " 2 " " " " " " .....	2	1.70	09			
K-969-b.....	" " 2 " " " " " " .....	2	1.70		10	11	
M-969-b.....	" " 2 " " " " " " .....	2	1.70		10	11	
F-969-c.....	" " 3 " " " " " " .....	2	1.50	09			
K-969-c.....	" " 3 " " " " " " .....	2	1.50		10	11	
M-969-c.....	" " 3 " " " " " " .....	2	1.50		10	11	
F-969-d.....	" " 4 " " " " " " .....	2	1.50	09			
K-969-d.....	" " 4 " " " " " " .....	2	1.50		10	11	
M-969-d.....	" " 4 " " " " " " .....	2	1.50		10	11	
F-969-e.....	" " 5 " " " " " " .....	2	1.30	09			
K-969-e.....	" " 5 " " " " " " .....	2	1.30		10	11	
M-969-e.....	" " 5 " " " " " " .....	2	1.30		10	11	
F-969-f.....	" " 6 " " " " " " .....	2	1.20	09			
K-969-f.....	" " 6 " " " " " " .....	2	1.20		10	11	
M-969-f.....	" " 6 " " " " " " .....	2	1.20		10	11	
F-969-g.....	" " 7 " " " " (Short) .....	2	.90	09			
K-969-g.....	" " 7 " " " " " " .....	2	.90		10	11	
M-969-g.....	" " 7 " " " " " " .....	2	.90		10	11	

SPRING MISCELLANY

F-970.....	Spring Binder Complete .....	10	\$0.15	09			
K-970.....	" " " " " " " " .....	10	.15		10		
M-970.....	" " " " " " " " .....	10	.15			11	
F-971.....	" Bolt Bushing—Steel .....	10	.20	09			
K-971.....	" " " " " " " " .....	10	.20		10	11	
M-971.....	" " " " " " " " .....	10	.20		10	11	

Read instructions on pages 5 and 6.



Model Number	NAME OF ASSEMBLY OR PART.	Number per Car.	Price			
F-972.....	Spring Bolt Bushing (Front End of Rear Spring).....	2	.20	09		
K-972.....	“ “ “ “ “ “ “ “ .....	2	.20		10	11
M-972.....	“ “ “ “ “ “ “ “ .....	2	.20		10	11
F-973.....	“ Link Outside (See F-965).....	2	.20	09		
F-973-a.....	“ “ Inside (See F-965-a) .....	2	.20	09		
K-973.....	“ Shackle (Front Spring) .....	2	.60		10	
M-973.....	“ “ “ “ “ “ “ “ .....	2	.60			11
F-974.....	Front Spring Bolt (Front end only).....	2	.20	09		
F-975.....	Spring Link Bolt (Same as F-966).....	4	.15	09		
K-975.....	“ “ and Shackle Bolt (Front).....	6	.25		10	
M-975.....	“ “ “ “ “ “ “ “ .....	6	.25			11
F-976.....	Front Spring Bolt Nut .....	2	per doz. .50	09		
F-977.....	Spring Link Bolt Nut (See F-968).....	4	“ “ .50	09	10	11
K-977.....	“ Shackle Bolt Nut (Front) (See K-968).....	6	“ “ .50	09	10	11
M-977.....	“ “ “ “ “ “ “ “ ( “ M-968).....	6	“ “ .50	09	10	11
F-978.....	Front Spring Link Bolt Nut Cotter Pin (3/32x1).....	10	per 100 .15	09	10	11
K-978.....	Spring Shackle Bolt Nut Cotter Pin (3/32x1).....	10	“ “ .15	09	10	11
M-978.....	“ “ “ “ “ “ “ “ (3/32x1).....	10	“ “ .15	09	10	11
K-979.....	“ “ “ Grease Cup (See K-967).....	8	.15		10	
M-979.....	“ “ “ “ “ “ “ “ (M-967) .....	8	.25			11
F-980.....	“ Bolt (Rear Spring Front Hanger).....	2	.25	09		
K-980.....	“ “ “ “ “ “ “ “ .....	2	.25		10	
M-980.....	“ “ “ “ “ “ “ “ .....	2	.25			11
F-981.....	“ Stop Bolt (Front).....	6	.10	09		
K-981.....	“ “ “ “ “ “ “ “ .....	6	.10		10	
M-981.....	“ “ “ “ “ “ “ “ .....	6	.10			11
F-982.....	“ “ “ Nut .....	6	per doz. .30	09	10	11
K-982.....	“ “ “ “ “ “ “ “ .....	6	“ “ .30	09	10	11
M-982.....	“ “ “ “ “ “ “ “ .....	6	“ “ .30	09	10	11
F-983.....	“ “ “ “ Lock-washer .....	6	per 100 .50	09	10	11
K-983.....	“ “ “ “ “ “ “ “ .....	6	“ “ .50	09	10	11
M-983.....	“ “ “ “ “ “ “ “ .....	6	“ “ .50	09	10	11
F-984.....	“ Shim (Front Spring).....	2	.15	09		
K-984.....	“ “ “ “ “ “ “ “ .....	2	.15		10	
M-984.....	“ “ “ “ “ “ “ “ .....	2	.15			11
F-985.....	“ “ (Rear Spring Upper).....	2	.15	09		
F-986.....	“ “ ( “ “ Lower) .....	2	.15	09		
F-987.....	“ Clip Front and Rear.....	12	.30	09	10	11
K-987.....	“ “ “ “ “ “ “ “ .....	2	.30	09	10	11
M-987.....	“ “ “ “ “ “ “ “ .....	2	.30	09	10	11
K-987-a.....	“ “ Rear .....	10	.30	09	10	11
M-987-a.....	“ “ “ “ “ “ “ “ .....	10	.30	09	10	11

When ordering parts give car number at all times.

## Repair Parts Price List

91

Model Number	NAME OF ASSEMBLY OR PART.	Number per Car.	Price			
F -988.....	Spring Clip Nut .....	24	per doz. \$0.30	09	10	11
K -988.....	" " " " .....	24	" " .30	09	10	11
M-988.....	" " " " .....	24	" " .30	09	10	11
F 989.....	" " " Lock-washer .....	24	per 100 .65	09	10	11
K -989.....	" " " " " .....	24	" " .65	09	10	11
M-989.....	" " " " " .....	24	" " .65	09	10	11
F -990.....	" " Spacer (Front) .....	2	.15	09		
K -990.....	" " " " " .....	2	.15		10	
M-990.....	" " " " " .....	2	.15			11
F -991.....	" " " (Rear Spring Upper).....	2	.15	09		
K -991.....	" " " " " .....	2	.15		10	
M-991.....	" " " " " .....	2	.15			11
F -992.....	" " " " " Lower .....	2	.15	09		
K -992.....	" " " " " .....	2	.15		10	
M-992.....	" " " " " .....	2	.15			11
F -993.....	" Bumper Front—Rear (Rubber).....	4	.40	09	10	11
K -993.....	" " " " " .....	4	.40	09	10	11
M-993.....	" " " " " .....	4	.40	09	10	11
F -994.....	" " Strap (Front) .....	4	.15	09	10	11
K -994.....	" " " " " .....	4	.15	09	10	11
M-994.....	" " " " " .....	4	.15	09	10	11
F -995.....	" " " (Rear) .....	4	.15	09	10	11
K -995.....	" " " " " .....	4	.15	09	10	11
M-995.....	" " " " " .....	4	.15	09	10	11
K -996.....	Rebound Strap with Bushings.....	2	2.00		10	11
M-996.....	" " " " " .....	2	2.00		10	11
K -997.....	" " Bushings .....	4	.10		10	11
M-997.....	" " " " " .....	4	.10		10	11
K -998.....	" " Bolt (1/2x20x2 3/4) .....	4	per doz. .50		10	11
M-998.....	" " " (1/2x20x2 3/4) .....	4	" " .50		10	11
K -999.....	" " " Nut .....	4	" " .30		10	11
M-999.....	" " " " " .....	4	" " .30		10	11
F -1000.....	Spring Bumper Bracket .....	4	.50	09		
K -1000.....	" " " " " .....	4	.50		10	11
M-1000.....	" " " " " .....	4	.50		10	11
F -1001.....	Dust Shield (Metal) R. H. (On 1st 1000 Cars).....	1	2.00	09		
F -1001-a.....	" " " " (After 1st 1000 Cars).....	1	2.00	09		
K -1001.....	" " " " " .....	1	2.00		10	
M-1001.....	" " " " " .....	1	2.00			11
F -1002.....	" " " L. H. (On 1st 1000 Cars).....	1	2.00	09		
F -1002-a.....	" " " (After 1st 1000 Cars).....	1	2.00	09		
K -1002.....	" " " " " .....	1	2.00		10	
M-1002.....	" " " " " .....	1	2.00			11

Read instructions on pages 5 and 6.

Model Number	NAME OF ASSEMBLY OR PART.	Number per Car.	Price		
F-1003.....	Dust Shield (Metal) R, H, R, D.....	1	2.00	09	
K-1003.....	"    "    "    "    "    " and P, T.....	1	2.00		10
M-1003.....	"    "    "    "    "    "    ".....	1	2.00		11
F-1004.....	"    "    "    L, H.    "    ".....	1	2.00	09	
K-1004.....	"    "    "    "    "    " and P, T.....	1	2.00		10
M-1004.....	"    "    "    "    "    "    ".....	1	2.00		11
F-1005.....	"    "    "    "    "    " Bolt.....	8	.03	09	10
K-1005.....	"    "    "    "    "    "    ".....	8	.03	09	10
M-1005.....	"    "    "    "    "    "    ".....	14	.03		11
F-1006.....	"    "    "    "    "    " Rivet.....	28	.03	09	10
K-1006.....	"    "    "    "    "    "    ".....	30	.03	09	10
M-1006.....	"    "    "    "    "    "    ".....	8	.03		11
F-1007.....	"    "    "    "    "    " Rear End.....	1	1.75	09	
K-1007.....	"    "    "    "    "    "    ".....	1	1.75		10 11
M-1007.....	"    "    "    "    "    "    ".....	1	1.75		10 11
F-1008.....	"    "    "    "    "    " Bolt.....	8	per doz. .30	09	
K-1008.....	"    "    "    "    "    "    ".....	8	.30		10 11
M-1008.....	"    "    "    "    "    "    ".....	8	" " .30		10 11
F-1009.....	"    "    "    "    "    " Nut.....	8	" " .25	09	
K-1009.....	"    "    "    "    "    "    ".....	8	" " .25		10 11
M-1009.....	"    "    "    "    "    "    ".....	8	" " .25		10 11
F-1010.....	"    "    "    "    "    " Lock-washer.....	8	per 100 .45	09	10 11
K-1010.....	"    "    "    "    "    "    ".....	8	" " .45		09 10 11
M-1010.....	"    "    "    "    "    "    ".....	8	" " .45		09 10 11
F-1011.....	"    "    "    "    "    " (Leather) R, H, T, C.....	1	.70	09	
K-1011.....	"    "    "    "    "    "    ".....	1	.70		10
F-1012.....	"    "    "    "    "    "    ".....	1	.70	09	
K-1012.....	"    "    "    "    "    "    ".....	1	.70		10
F-1013.....	"    "    "    "    "    " R, H, R, D.....	1	.70	09	
K-1013.....	"    "    "    "    "    "    " and P, T.....	1	.70		10
F-1014.....	"    "    "    "    "    " L, H.    ".....	1	.70	09	
K-1014.....	"    "    "    "    "    "    " and P, T.....	1	.70		10

RUNNING BOARDS

F-1015.....	Running Board R, H, T, C.....	1	\$8.00	09	
K-1015.....	"    "    "    "    "    "    ".....	1	8.00		10
M-1015.....	"    "    "    "    "    "    ".....	1	8.00		11
F-1016.....	"    "    "    "    "    " L, H.    ".....	1	8.00	09	
K-1016.....	"    "    "    "    "    "    ".....	1	8.00		10
M-1016.....	"    "    "    "    "    "    ".....	1	8.00		11

When ordering parts give car number at all times.

## Repair Parts Price List

Model Number	NAME OF ASSEMBLY OR PART.		Number per Car.	Price		
F-1017.....	Running Board	R. H. R. D. (Stanwood Step)	1	\$5.00	09	
K-1017.....	"	" " and P. T.	1	7.50		10
M-1017.....	"	" " " "	1	7.50		11
F-1018.....	"	L. H. R. D. (Stanwood Step)	1	5.00	09	
K-1018.....	"	" " and P. T.	1	7.50		10
M-1018.....	"	" " " "	1	7.50		11
F-1019.....	"	Machine Screw	6	.05	09	10
K-1019.....	"	"	6	.05	09	10
M-1019.....	"	"	6	.05		11
F-1020.....	"	"	6	.05	09	10
K-1020.....	"	"	6	.05	09	10
M-1020.....	"	"	6	.05		11
F-1021.....	"	" Nut	12	per doz. .25	09	10
K-1021.....	"	"	12	" " .25	09	10
M-1021.....	"	"	12	" " .25		11
F-1022.....	"	" Lock-washer	12	per 100 .45	09	10 11
K-1022.....	"	"	12	" " .45	09	10 11
M-1022.....	"	"	12	" " .45	09	10 11
M-1023.....	"	Moulding (Brass)		per ft. .25		11
M-1024.....	"	Angle Iron	8	.05		11
NOTE—For Running Board Iron to Frame Bolt Spacer (see M-94S).						
M-1025.....	Running Board	Clip	12	.05		11
M-1026.....	"	Reinforcement Plate	6	.10		11
M-1027.....	"	" T. C. R. H. (White Ash)	1	.60		11
M-1028.....	"	" L. H. " "	1	.60		11
M-1029.....	"	" R. D. R. H. " "	1	.60		11
M-1030.....	"	" L. H. " "	1	.60		11
M-1031.....	"	Mat (Linoleum) T. C. or Lim.	2	1.50		11
M-1032.....	"	" " R. D. or P. T.	2	1.40		11
M-1033.....	"	R. H.—Sheet Steel—(1st 500 Cars) T. C.	1	7.50		11
M-1034.....	"	L. H.— " " 1st 500 " "	1	7.50		11

## FENDERS

F-1035.....	Front Fender	R. H. T. C. (55 tread)	1	\$6.00	09	
K-1035.....	"	" " Lim. (55 tread)	1	7.00		10
M-1035.....	"	" " " "	1	8.00		11
F-1036.....	"	L. H. " (55 tread)	1	6.00	09	
K-1036.....	"	" " Lim. (55 tread)	1	7.00		10
M-1036.....	"	" " " (55 tread)	1	8.00		11

Read instructions on pages 5 and 6.

Model Number	NAME OF ASSEMBLY OR PART.	Number per Car.	Price		
F -1037.....	Front Fender R. H. R. D.....	1	\$8.50	09	
K -1037.....	" " " " and P. T. (55 tread).....	1	7.50		10
M -1037.....	" " " " (55 " ) .....	1	8.50		11
F -1038.....	" " L. H. " " " (55 tread) .....	1	6.50	09	
K -1038.....	" " " " " (55 " ) .....	1	7.50		10
M -1038.....	" " " " " (55 " ) .....	1	8.50		11
F -1039.....	" " R. H. T. C. (60 tread).....	1	6.50	09	
K -1039.....	" " " " or Lim. (60 tread).....	1	7.50		10
M -1039.....	" " " " (60 " ) .....	1	8.50		11
F -1040.....	" " L. H. T. C. (60 tread).....	1	6.50	09	
K -1040.....	" " " " or Lim. (60 tread).....	1	7.50		10
M -1040.....	" " " " (60 " ) .....	1	8.50		11
F -1041.....	" " R. H. R. D. (60 tread).....	1	6.50	09	
K -1041.....	" " " " or P. T. (60 tread).....	1	7.50		10
M -1041.....	" " " " (60 " ) .....	1	8.50		11
F -1042.....	" " L. H. R. D. (60 tread).....	1	6.50	09	
K -1042.....	" " " " or P. T. (60 tread).....	1	7.50		10
M -1042.....	" " " " (60 " ) .....	1	8.50		11
F -1043.....	" " Support T. C. (55 tread).....	2	.30	09	
K -1043.....	" " " " (55 " ) .....	2	.30		10
F -1044.....	" " " R. D. or P. T. (55 tread).....	2	.30	09	
K -1044.....	" " " " (55 " ) .....	2	.30		10
F -1045.....	" " " T. C. (60 tread).....	2	.30	09	
K -1045.....	" " " " (60 " ) .....	2	.30		10
F -1046.....	" " " R. D. or P. T. (60 tread).....	2	.30	09	
K -1046.....	" " " " (60 " ) .....	2	.30		10
F -1047.....	" " " Bolt .....	2	.05	09	
K -1047.....	" " " " .....	2	.05		10
M -1047.....	" " " " .....	4	.05		11
F -1048.....	" " " " Nut .....	2	.03	09	
K -1048.....	" " " " " .....	2	.03		10
M -1048.....	" " " " " .....	4	.03		11
F -1049.....	" " " " " Lock-washer .....	2	per 100 .55	09	10
K -1049.....	" " " " " " .....	2	" " .55		10
M -1049.....	" " " " " " .....	4	" " .50		11
F -1050.....	" " Iron Nut .....	2	per doz. .35	09	10
K -1050.....	" " " " .....	2	" " .35		10
F -1051.....	" " " " Lock-washer .....	2	.02	09	10
K -1051.....	" " " " " .....	2	.02		10
M -1052.....	" " " Cap-screw .....	6	per doz. .30		11
M -1052-a.....	" " " " Nut .....	6	" " .30		11
M -1052-b.....	" " " " Lock-washer .....	6	per 100 .50		11
M -1052-c.....	" " to Tire Iron Clip Assembly.....	2	.20		11

When ordering parts give car number at all times.

## Repair Parts Price List

Model Number		NAME OF ASSEMBLY OR PART.	Number per Car.	Price		
F -1053	Rear Fender	R. H. T. C. (55 tread)	1	\$5.00	09	
K -1053	"	" " (55 " )	1	6.00	10	
M-1053	"	" " (55 " )	1	6.50		11
F -1054	"	L. H. " (55 " )	1	5.00	09	
K -1054	"	" " (55 " )	1	6.00	10	
M-1054	"	" " (55 " )	1	6.50		11
F -1055	"	R. H. Lim. (55 tread)	1	5.00	09	
K -1055	"	" " (55 " )	1	6.00	10	
M-1055	"	" " (55 " )	1	6.50		11
F -1056	"	L. H. " (55 " )	1	5.00	09	
K -1056	"	" " (55 " )	1	6.00	10	
M-1056	"	" " (55 " )	1	6.50		11
F -1057	"	R. H. R. D. or T. A. (55 tread)	1	6.00	09	
K -1057	"	" " " P. T. (55 " )	1	6.50	10	
M-1057	"	" " " " (55 " )	1	8.00		11
F -1058	"	L. H. " or T. A. (55 " )	1	6.00	09	
K -1058	"	" " " P. T. (55 " )	1	6.50	10	
M-1058	"	" " " " (55 " )	1	8.00		11
F -1059	"	R. H. T. C. (60 tread)	1	5.50	09	
K -1059	"	" " (60 " )	1	6.50	10	
M-1059	"	" " (60 " )	1	7.00		11
F -1060	"	L. H. " (60 " )	1	5.50	09	
K -1060	"	" " (60 " )	1	6.50	10	
M-1060	"	" " (60 " )	1	7.00		11
F -1061	"	R. H. Lim. (60 " )	1	5.50	09	
K -1061	"	" " (60 " )	1	6.50	10	
M-1061	"	" " (60 " )	1	7.00		11
F -1062	"	L. H. " (60 " )	1	5.50	09	
K -1062	"	" " (60 " )	1	6.50	10	
M-1062	"	" " (60 " )	1	7.00		11
F -1063	"	R. H. R. D. (60 tread)	1	6.00	09	
K -1063	"	" " or P. T. (60 tread)	1	6.50	10	
M-1063	"	" " " " (60 " )	1	8.00		11
F -1064	"	L. H. " (60 tread)	1	6.00	09	
K -1064	"	" " or P. T. (60 tread)	1	6.50	10	
M-1064	"	" " " " (60 " )	1	8.00		11
F -1065	"	Support (55 tread)	2	.30	09	
K -1065	"	" " (55 " )	2	.30	10	
F -1066	"	" " (60 " )	2	.30	09	
K -1066	"	" " (60 " )	2	.30	10	
F -1067	"	" " Bolt	2	per doz. .35	09	
K -1067	"	" " " "	2	" " .35	10	
M-1067	"	" " " "	4	" " .35		11

Read instructions on pages 5 and 6.

Model Number	NAME OF ASSEMBLY OR PART.					Number per Car.	Price			
F-1068	Rear	Fender	Support	Bolt	Nut	2	per doz.	\$0.30	09	
K-1068	"	"	"	"	"	2	" "	.30		10
M-1068	"	"	"	"	"	4	" "	.30		11
F-1069	"	"	"	"	Lock-washer	2	per 100	.55	09	10
K-1069	"	"	"	"	"	2	" "	.55	09	10
M-1069	"	"	"	"	"	4	" "	.50		11
F-1070	"	"	Iron	Nut		2	per doz.	.35	09	10
K-1070	"	"	"	"		2	" "	.35	09	10
M-1070	"	"	"	"		2	" "	.35		11
F-1071	"	"	"	"	Lock-washer	2	per 100	.40	09	10 11
K-1071	"	"	"	"	"	2	" "	.40	09	10 11
M-1071	"	"	"	"	"	2	" "	.40	09	10 11

## Rear Axle Assembly

(See illustration on page 98)

Consists of parts to 1232 inclusive.

F-1080	Rear	Axle Assembly	(Std. Ratio— $3\frac{1}{2}$ to 1)	1	\$225.00	09	
K-1080	"	"	" ( $3\frac{3}{4}$ " 1)	1	225.00		10
M-1080*	"	"	" ( $3\frac{3}{4}$ " 1)	1	250.00		11

(For other Ratios see ....)

### AXLE CASING ASSEMBLY

(See illustration on page 99)

Consists of parts to 1130 inclusive.

F-1081	Rear	Axle Casing	Assembly	1	\$65.00	09	
K-1081	"	"	"	1	65.00		10
M-1081	"	"	"	1	65.00		11
F-1082	"	"	Cover	1	3.00	09	10
K-1082	"	"	"	1	3.00	09	10
M-1082*	"	"	"	1	2.00		11
F-1083	"	"	Bottom	1	15.00	09	10
K-1083	"	"	"	1	15.00	09	10
M-1083	"	"	"Front" (Pinion Shaft Carrier)	1	17.50		11
F-1084	"	"	Cover Fillister Screw	10	per doz. .40	09	10
K-1084	"	"	"	10	" " .40	09	10
M-1084*	"	"	" Bolt	10	" " .40		11
M-1085*	"	"	Pinion Shaft Carrier-Bolt	10	" " .40		11
M-1086*	"	"	" " " " Nut	10	" " .30		11
M-1087*	"	"	" " " " Lock-washer	10	per 100 .50		11
M-1088*	"	"	Cover Bolt-Nut	10	per doz. .35		11

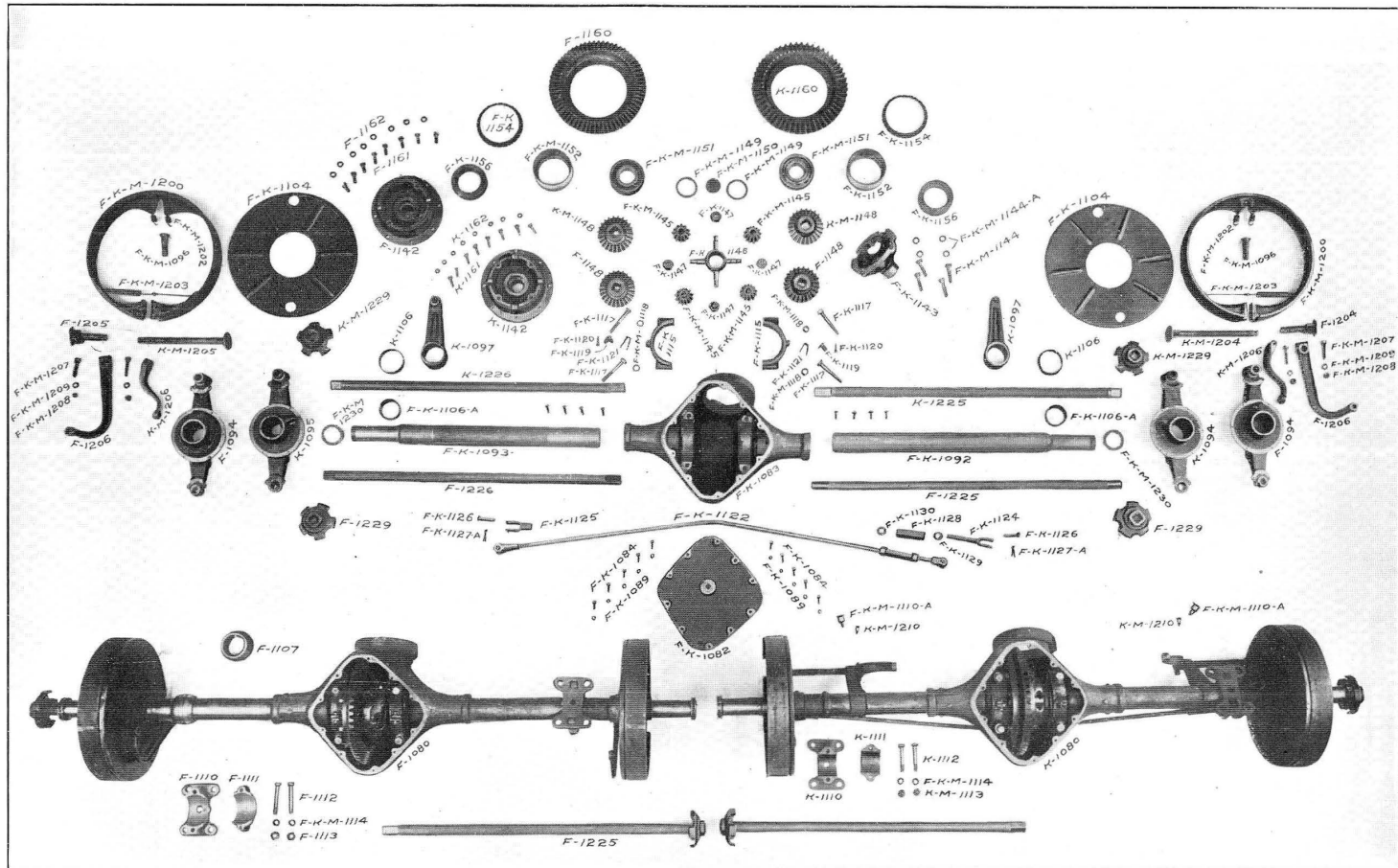
When ordering parts give car number at all times.

## Repair Parts Price List

Model Number	NAME OF ASSEMBLY OR PART.				Number per Car.	Price				
F-1089.....	Rear Axle	Casing	Cover	Bolt Nut Lock-washer	10	per 100	\$0.50	09	10	11
K-1089.....	"	"	"	"	10	"	.50	09	10	11
M-1089*.....	"	"	"	"	10	"	.50	09	10	11
F-1090.....	"	"	"	Pipe Plug	2		.05	09	10	
K-1090.....	"	"	"	"	2		.05	09	10	
M-1090.....	"	"	"	"	2		.05			11
M-1091*.....	"	"	"	(Pinion Shaft Carrier)	1		.10			11
F-1092.....	"	"	Tubing	R. H. (55 tread)	1		7.00	09	10	
K-1092.....	"	"	"	" (55 " )	1		7.00	09	10	
M-1092.....	"	"	"	" (55 " )	1		5.00			11
F-1093.....	"	"	"	L. H. (55 " )	1		6.50	09	10	
K-1093.....	"	"	"	" (55 " )	1		6.50	09	10	
M-1093.....	"	"	"	" (55 " ) (See M-1092)	1		5.00			11
F-1094.....	"	"	Hub Brake Support	R. H. and L. H.	2		5.00	09		
K-1094.....	"	"	"	"	1		5.00		10	
M-1094.....	"	"	"	" (With Dust Shield)	1		6.00			11
K-1095.....	"	"	"	L. H.	1		5.00		10	
M-1095.....	"	"	"	" (With Dust Shield)	1		6.00			11
F-1096.....	"	"	"	Shoe Supporting Pin	2		.15	09	10	11
K-1096.....	"	"	"	"	2		.15	09	10	11
M-1096*.....	"	"	"	"	2		.15	09	10	11
K-1097.....	"	"	"	Expander Bracket R. H. or L. H.	2		1.50		10	
M-1097.....	"	"	"	" (Complete)	1		2.90			11
M-1098.....	"	"	"	" L. H.	1		2.90			11
M-1099.....	"	"	"	" R. H.	1		2.00			11
M-1100.....	"	"	"	" L. H.	1		2.00			11
M-1101.....	"	"	"	" Cap	2		.75			11
M-1102.....	"	"	"	" Cap Screw	4	per doz.	.60			11
M-1103*.....	"	"	"	" Screw Washer	4	per 100	.50			11
F-1104.....	"	"	"	Dust Shield	2		.75	09	10	
K-1104.....	"	"	"	"	2		.75	09	10	
M-1104.....	"	"	"	" (See M-1094)	2					11
F-1105.....	"	"	"	" Rivet	12	per lb.	.20	09	10	11
K-1105.....	"	"	"	"	12	"	.20	09	10	11
M-1105*.....	"	"	"	"	12	"	.20	09	10	11
F-1106.....	"	"	Tube Ring		2		.40	09		
K-1106.....	"	"	"		2		.30		10	
F-1106-a.....	"	"	Shoulder Collar		2		.40	09	10	
K-1106-a.....	"	"	"		2		.40	09	10	
F-1107.....	"	"	Spring Block Swivel Collar		2		1.25	09		
M-1107.....	"	"	" Lug		2		.10			11
M-1108.....	"	"	" Rivet		4	per lb.	.15			11


Read instructions on pages 5 and 6.





Rear Axle Assembly—Models F and K

When ordering parts give car number at all times.



Rear Axle Assembly—Model M

Model Number	NAME OF ASSEMBLY OR PART.				Number per Car.	Price			
F -1109.....	Rear	Axle	Spring	Block Assembly.....	2	\$5.00	09		
K -1109.....	"	"	"	"	2	4.00		10	
M -1109.....	"	"	"	"	2	4.50			11
F -1110.....	"	"	"	"	2	3.15	09		
K -1110.....	"	"	"	"	2	2.65		10	
M -1110.....	"	"	"	"	2	2.90			11
F -1110-a....	"	"	"	Grease Cup .....	2	.40	09	10	11
K -1110-a....	"	"	"	"	2	.40	09	10	11
M -1110-a....	"	"	"	"	2	.40	09	10	11
F -1111.....	"	"	"	Cap .....	2	1.50	09		
K -1111.....	"	"	"	"	2	1.00		10	
M -1111.....	"	"	"	"	2	1.25			11
F -1112.....	"	"	"	Bolt .....	4	per doz. .50	09		
K -1112.....	"	"	"	"	4	" " .50		10	
M -1112.....	"	"	"	"	4	" " .50			11
F -1113.....	"	"	"	Nut .....	4	" " .30	09	10	11
K -1113.....	"	"	"	"	4	" " .30	09	10	11
M -1113*.....	"	"	"	"	4	" " .30	09	10	11
F -1114.....	"	"	"	Lock-washer .....	4	per 100 .50	09	10	11
K -1114.....	"	"	"	"	4	" " .50	09	10	11
M -1114*.....	"	"	"	"	4	" " .50	09	10	11
F -1115.....	"	"	Differential Bearing Support	Cap R. H. or L. H.....	2	1.25	09	10	
K -1115.....	"	"	"	"	2	1.25	09	10	
M -1115*.....	"	"	"	"	1	1.25			11
M -1116.....	"	"	"	L. H. ....	1	1.25			11
F -1117.....	"	"	"	Bolt .....	4	.10	09	10	
K -1117.....	"	"	"	"	4	.10	09	10	
M -1117*.....	"	"	"	"	4	.10			11
F -1118.....	"	"	"	Lock-washer .....	4	per 100 .50	09	10	11
K -1118.....	"	"	"	"	4	" " .50	09	10	11
M -1118*.....	"	"	"	"	4	" " .50	09	10	11
F -1119.....	"	"	"	Adjusting Nut Lock.....	2	.10	09	10	
K -1119.....	"	"	"	"	2	.10	09	10	
M -1119*.....	"	"	"	"	2	.10			11
F -1120.....	"	"	"	Pin .....	2	.05	09	10	
K -1120.....	"	"	"	"	2	.05	09	10	
M -1120*.....	"	"	"	Screw .....	2	.05			11
F -1121.....	"	"	"	Spring .....	2	.05	09	10	
K -1121.....	"	"	"	Lock Wire .....	2	.05	09	10	
M -1121*.....	"	"	"	"	2	.05			11
F -1122.....	"	"	Truss Rod (55 tread).....		1	1.00	09	10	
K -1122.....	"	"	" (55 " ) .....		1	1.00	09	10	
F -1123.....	"	"	" (60 " ) .....		1	1.10	09	10	
K -1123.....	"	"	" (60 " ) .....		1	1.10	09	10	

When ordering parts give car number at all times.

*Repair Parts Price List*

Model Number	NAME OF ASSEMBLY OR PART.		Number per Car.	Price			
F-1124.....	Rear Axle Truss Rod Yoke, R. H.		1	\$0.40	09	10	
K-1124.....	" " " " " "		1	.40	09	10	
F-1125.....	" " " " " L. H.		1	.40	09	10	
K-1125.....	" " " " " "		1	.40	09	10	
F-1126.....	" " " " " Pin		2	.05	09	10	
K-1126.....	" " " " " "		2	.05	09	10	
F-1127.....	" " " " " Washer		2	per doz. .30	09	10	
K-1127.....	" " " " " "		2	.30	09	10	
F-1127-a.....	" " " " " Cotter		2	per 100 .15	09	10	
K-1127-a.....	" " " " " "		2	.15	09	10	
F-1128.....	" " " " Turn Buckle		1	.60	09	10	
K-1128.....	" " " " " "		1	.60	09	10	
F-1129.....	" " " " " Lock Nut R. H.		1	per doz. .40	09	10	
K-1129.....	" " " " " "		1	.40	09	10	
F-1130.....	" " " " " " " L. H.		1	" " .40	09	10	
K-1130.....	" " " " " " " "		1	" " .40	09	10	

**DIFFERENTIAL ASSEMBLY**

Consists of parts to 1164 inclusive.

F-1140.....	Differential Assembly (Standard Ratio—3½ to 1)	1	\$115.00	09		
K-1140.....	" " " " " 3¾ " 1)	1	115.00		10	
M-1140.....	" " " " " 3¾ " 1)	1	115.00			11

**DIFFERENTIAL HOUSING ASSEMBLY**

Consists of parts to 1150 inclusive.

F-1141.....	Differential Housing Assembly	1	\$50.00	09		
K-1141.....	" " " " " "	1	50.00		10	
M-1141.....	" " " " " "	1	50.00			11
F-1142.....	" " " Flanged and Plain Assembled	1	20.50	09		
K-1142.....	" " " " " " " "	1	20.50		10	
M-1142.....	" " " " " " " "	1	22.50			11

NOTE—Flanged and Plain Housings are assembled and then machined, therefore we cannot furnish them separately and assure a perfect fit.

F-1144.....	Differential Housing Bolts	4	per doz. .35	09	10	11
K-1144.....	" " " " " "	4	.35	09	10	11
M-1144*.....	" " " " " "	4	" " .35	09	10	11
F-1144-a.....	" " " " Lock-washer	4	per 100 .50	09	10	11
K-1144-a.....	" " " " " "	4	" " .50	09	10	11
M-1144-a*.....	" " " " " "	4	" " .50	09	10	11
F-1145.....	" " Pinion	4	3.00	09	10	11
K-1145.....	" " " "	4	3.00	09	10	11
M-1145*.....	" " " "	4	3.00	09	10	11

Read instructions on pages 5 and 6.

## Chalmers Motor Company

Model Number	NAME OF ASSEMBLY OR PART.	Number per Car.	Price			
F -1146.....	Differential Pinion Spider .....	1	\$3.00	09	10	
K -1146.....	" " " .....	1	3.00	09	10	
M-1146*.....	" " " .....	1	3.00			11
F -1147.....	" " " Bushing .....	4	.50	09	10	
K -1147.....	" " " .....	4	.50	09	10	
F -1148.....	" Bevel Gear .....	2	6.50	09		
K -1148.....	" " " .....	2	6.50		10	11
M-1148.....	" " " .....	2	6.50		10	11
F -1149.....	" " " Thrust Washer .....	2	.25	09	10	11
K -1149.....	" " " .....	2	.25	09	10	11
M-1149*.....	" " " " " .....	2	.25	09	10	11
F -1150.....	" " " Separator .....	1	.25	09	10	11
K -1150.....	" " " " " .....	1	.25	09	10	11
M-1150*.....	" " " " " .....	1	.25	09	10	11
F -1151.....	" Annular Bearing (S-309).....	2	13.10	09	10	11
K -1151.....	" " " (S-309) .....	2	13.10	09	10	11
M-1151*.....	" " " (S-309) .....	2	13.10	09	10	11
F -1152.....	" " " Cup R. H. and L. H.....	2	1.50	09	10	11
K -1152.....	" " " " " .....	2	1.50	09	10	11
M-1152.....	" " " " (Left Hand).....	1	1.50	09	10	11
M-1153.....	" " " " (Right Hand).....	1	3.00			11
F -1154.....	" " " Adjusting Nut R. H. and L. H.....	2	1.50	09	10	
K -1154.....	" " " " " " " " .....	2	1.50	09	10	
M-1154.....	" " " " " " " " .....	1	1.50			11
M-1155*.....	" " " " " L. H. ....	1	1.50			11
F -1156.....	" Thrust Bearing Assembly.....	2	5.00	09	10	
K -1156.....	" " " " " .....	2	5.00	09	10	
M-1156*.....	" " " " " .....	1	4.25			11
"M" Differential Thrust Bearing Assembly consists of next three parts.						
M-1157*.....	Differential Thrust Bearing Retainer—with Balls.....	1	2.00			11
M-1158*.....	" " " Plain Washer .....	1	1.00			11
M-1159*.....	" " " Convex " .....	1	1.25			11
F -1160.....	" Master Gear (Ratio—3½ to 1) 65 teeth .....	1	24.00	09		
K -1160.....	" " " ( " 3¾ " 1) 53 " .....	1	24.00		10	
M-1160*.....	" " " ( " 3¾ " 1) 53 " .....	1	24.00			11
F -1161.....	" " " Cap Screw .....	8	per doz. .40	09		
K -1161.....	" " " " " .....	8	.40		10	
M-1161*.....	" " " Rivet .....	8	per lb. .15			11
F -1162.....	" " " Cap Screw Lock-washer.....	8	per 100 .45	09		
K -1162.....	" " " " " .....	8	.50		10	
M-1163*.....	" Bearing Lock Nut.....	2	.50			11
M-1164*.....	" " " " Lock-Wire .....	2	.10			11

When ordering parts give car number at all times.

## Repair Parts Price List

103

## DIFFERENTIAL PINION SHAFT ASSEMBLY

Consists of parts to 1193 inclusive.

Model Number	NAME OF ASSEMBLY OR PART.	Number per Car.	Price	
M-1175.....	Differential Pinion Shaft Assembly.....	1	\$50.00	11
M-1176*.....	“ “ “ Bearing “Lower” (S-306) .....	1	7.30	11
M-1177*.....	“ “ “ (Cut on Shaft) Ratio 3¾ to 1 (M-1160).....	1	12.00	11
M-1178*.....	“ “ “ Shaft Adjusting Nut .....	1	.25	11
M-1178-a.....	“ “ “ “ “ Lock .....	1	.05	11
M-1179*.....	“ “ “ “ Bearing “Upper” (S-408).....	1	14.85	11
M-1179-a.....	“ “ “ “ “ Ring Washer .....	1	.40	11
M-1180.....	Differential Pinion Shaft Adjusting Sleeve Assembly.....	1	10.00	11
Consists of parts to 1188 inclusive.				
M-1181*.....	Differential Pinion Shaft Adjusting Sleeve (Outer).....	1	3.50	11
M-1182.....	“ “ “ “ Bearing Thrust Ring .....	1	1.00	11
M-1183.....	“ “ “ “ Thrust Bearing Races .....	2	.75	11
M-1184.....	“ “ “ “ Ball Retainer—with Balls .....	1	1.75	11
M-1185.....	“ “ “ “ Adjusting Sleeve (Inner) .....	1	2.00	11
M-1186.....	“ “ “ “ “ “ Set Screw .....	1	.10	11
M-1187.....	“ “ “ “ “ “ Felt Washer .....	1	.10	11
M-1188*.....	“ “ “ “ “ “ Oiler (Dowen 2N).....	1	.10	11
M-1189*.....	“ “ “ “ “ Driving Flange .....	1	3.00	11
M-1190*.....	“ “ “ “ “ “ Nut .....	1	.10	11
M-1191*.....	“ “ “ “ “ “ “ Cotter .....	1 per 100	.20	11
M-1192.....	“ “ “ “ “ Adjusting Nut Lock .....	1	.10	11
M-1193.....	“ “ “ “ “ “ “ Screw .....	2	.05	11

## HUB BRAKE SHOE ASSEMBLY

Consists of parts to 1203 inclusive.

F -1200.....	Hub Brake Shoe Assembly.....	2	\$5.75	09 10 11
K -1200.....	“ “ “ “ .....	2	5.75	09 10 11
M-1200*.....	“ “ “ “ .....	2	5.75	09 10 11
F -1201.....	“ “ “ “ .....	2	5.25	09 10 11
K -1201.....	“ “ “ “ .....	2	5.25	09 10 11
M-1201*.....	“ “ “ “ .....	2	5.25	09 10 11
F -1202.....	“ “ “ “ Spring “Short” .....	4	.15	09 10 11
K -1202.....	“ “ “ “ “ “ .....	4	.15	09 10 11
M-1202*.....	“ “ “ “ “ “ .....	4	.15	09 10 11
F -1203.....	“ “ “ “ “ “ “ “Long” .....	2	.20	09 10 11
K -1203.....	“ “ “ “ “ “ .....	2	.20	09 10 11
M-1203*.....	“ “ “ “ “ “ .....	2	.20	09 10 11

Read instructions on pages 5 and 6.

HUB BRAKE MISCELLANY				Number	Price		
Model	Hub	Brake	NAME OF ASSEMBLY OR PART.	per Car.			
F-1204.....	Hub	Brake Expander	R. H. ....	1	\$1.75	09	
K-1204.....	"	"	" " .....	1	2.00	10	11
M-1204*.....	"	"	" " .....	1	2.00	10	11
F-1205.....	"	"	L. H. ....	1	1.75	09	
K-1205.....	"	"	" " .....	1	2.00	10	11
M-1205*.....	"	"	" " .....	1	2.00	10	11
F-1206.....	"	"	Lever .....	2	1.50	09	
K-1206.....	"	"	" " .....	2	1.20	10	11
M-1206*.....	"	"	" " .....	2	1.20	10	11
F-1207.....	"	"	Clamp Bolt .....	2	per doz. .25	09	10 11
K-1207.....	"	"	" " .....	2	.25	09	10 11
M-1207*.....	"	"	" " .....	2	.25	09	10 11
K-1208.....	"	"	" " " Nut .....	2	.25	10	11
M-1208*.....	"	"	" " " " .....	2	.25	10	11
F-1209.....	"	"	" " " " Lock-washer .....	2	per 100 .45	09	10 11
K-1209.....	"	"	" " " " " " .....	2	.45	09	10 11
M-1209*.....	"	"	" " " " " " .....	2	.45	09	10 11
K-1210.....	"	"	Oiler (Bowen 2-N).....	2	.10	10	11
M-1210*.....	"	"	" ( " 2-N) .....	2	.10	10	11

REAR AXLE MISCELLANY				Number	Price		
F-1225.....	Rear Axle Drive Shaft	R. H. (55 tread).....	1	\$4.00	09		
K-1225.....	"	" " (55 " ) .....	1	4.00	10		
M-1225*.....	"	" " (55 " ) .....	1	4.00		11	
F-1226.....	"	L. H. (55 " ) .....	1	4.00	09		
K-1226.....	"	" " (55 " ) .....	1	4.00	10		
M-1226*.....	"	" " (55 " ) .....	1	4.00		11	
F-1227.....	"	R. H. (60 " ) .....	1	4.50	09		
K-1227.....	"	" " (60 " ) .....	1	4.50	10		
M-1227*.....	"	" " (60 " ) .....	1	4.50		11	
F-1228.....	"	L. H. (60 " ) .....	1	4.50	09		
K-1228.....	"	" " (60 " ) .....	1	4.50	10		
M-1228*.....	"	" " (60 " ) .....	1	4.50		11	
F-1229.....	"	Clutch .....	2	2.25	09		
K-1229.....	"	" " .....	2	2.25		10 11	
M-1229*.....	"	" " .....	2	2.25		10 11	
F-1230.....	"	Bearing Sleeve Lock Nut (See M-1163).....	2	.50	09	10 11	
K-1230.....	"	" " ( " M-1163) .....	2	.50	09	10 11	
M-1230*.....	"	" " ( " M-1163) .....	2	.50	09	10 11	
F-1231.....	"	" " " Lock Wire .....	2	.10	09	10 11	
K-1231.....	"	" " " " .....	2	.10	09	10 11	
M-1231*.....	"	" " " " .....	2	.10	09	10 11	

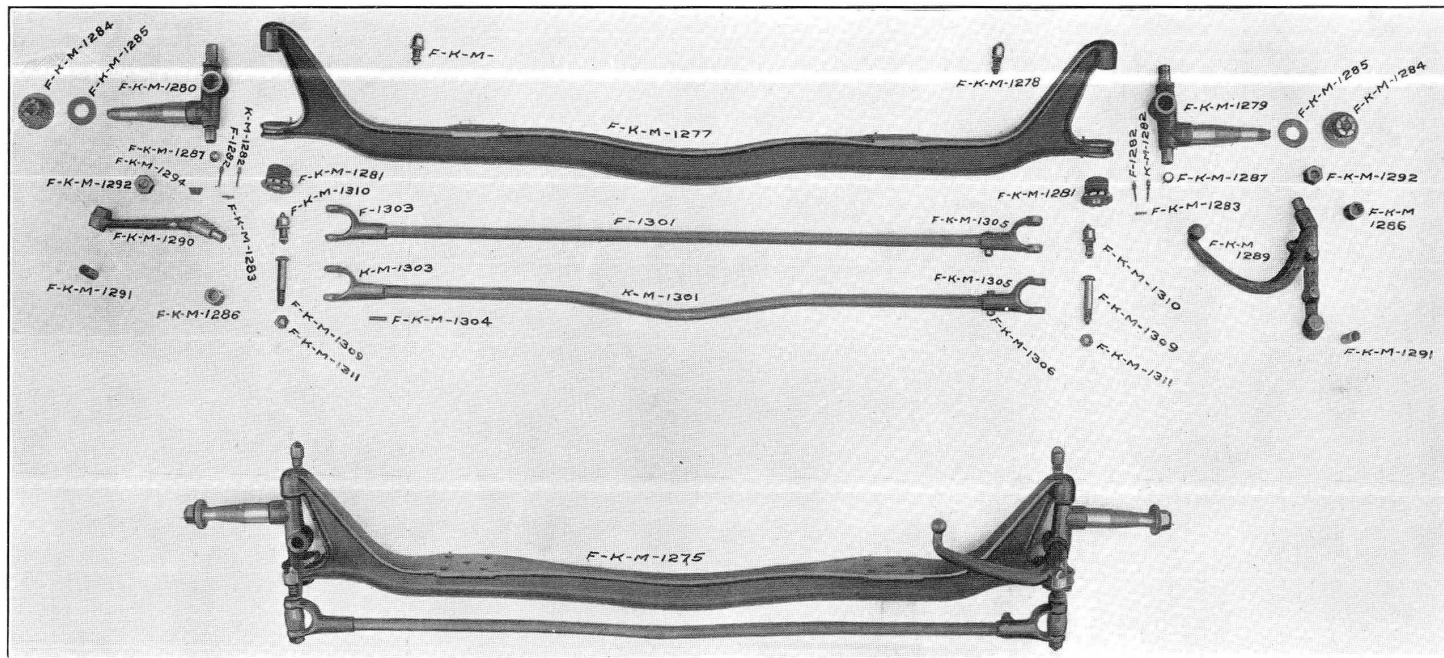
When ordering parts give car number at all times.

*Repair Parts Price List*

Model Number	NAME OF ASSEMBLY OR PART.	Number per Car.	Price			
F-1232	Rear Axle Grease Cup (Bowen No. 000)	2	\$0.40	09	10	11
K-1232	" " " " ( " No. 000)	2	.40	09	10	11
M-1232*	" " " " ( " No. 000)	2	.40	09	10	11
NOTE—The following Master Gears and Pinions are Special Equipment on Models "F," "K" and "M" Cars.						
Axle Assemblies of these ratios are the same as the Standard ratios, except as follows:						
F-1250	Differential Master Gear (Ratio 4 to 1) (65 teeth)	1	27.50	09		
K-1250	" " " ( " 4 to 1) (65 " )	1	27.50		10	
M-1250*	" " " ( " 4 to 1) (55 " )	1	27.50			11
F-1251	" " Pinion (Ratio 4 to 1) (16 teeth)	1	6.00	09	10	
K-1251	" " " ( " 4 to 1) (16 " )	1	6.00	09	10	
M-1251*	" " " ( " 4 to 1) (14 " )	1	12.00			11
F-1254	" " Gear (Ratio 3 to 1) (65 teeth)	1	27.50	09		
K-1254	" " " ( " 3 to 1) (55 " )	1	27.50		10	
M-1254*	" " " ( " 3 to 1) (53 " )	1	27.50			11
F-1255	" " Pinion (Ratio 3 to 1) (22 teeth)	1	7.00	09		
K-1255	" " " ( " 3 to 1) (18 " )	1	6.50		10	
M-1255*	" " " ( " 3 to 1) (18 " )	1	12.75			11

Read instructions on pages 5 and 6.





## Front Axle Assembly

Consists of parts to 1314 inclusive.

Model Number	NAME OF ASSEMBLY OR PART.	Number per Car.	Price		
F-1275.....	Front Axle Assembly .....	1	\$60.00	09	
K-1275.....	" " " " .....	1	60.00		10 11
M-1275.....	" " " " .....	1	60.00		10 11
F-1276.....	" " " " "I" Beam (55" tread).....	1	20.00	09	
K-1276.....	" " " " " " (55" " " ) .....	1	20.00		10 11
M-1276.....	" " " " " " (55" " " ) .....	1	20.00		10 11
F-1277.....	" " " " " " (60" tread) .....	1	22.00	09	
K-1277.....	" " " " " " (60" " " ) .....	1	22.00		10 11
M-1277.....	" " " " " " (60" " " ) .....	1	22.00		10 11

When ordering parts give car number at all times.

## Repair Parts Price List

Model Number	NAME OF ASSEMBLY OR PART	Number per Car.	Price			
F-1278.....	Front Axle "I" Beam Grease Cup (Bowen 000).....	2	\$0.40	09	10	11
K-1278.....	" " " " " " ( " 000) .....	2	.40	09	10	11
M-1278.....	" " " " " " ( " 000) .....	2	.40	09	10	11
F-1279.....	" " " " Steering Spindle R. H.....	1	6.00	09	10	11
K-1279.....	" " " " " " .....	1	6.00	09	10	11
M-1279.....	" " " " " " .....	1	6.00	09	10	11
F-1280.....	" " " " " " L. H. ....	1	6.00	09	10	11
K-1280.....	" " " " " " .....	1	6.00	09	10	11
M-1280.....	" " " " " " .....	1	6.00	09	10	11
F-1281.....	" " " " " " Adjusting Nut .....	2	.75	09	10	11
K-1281.....	" " " " " " .....	2	.75	09	10	11
M-1281.....	" " " " " " .....	2	.75	09	10	11
F-1282.....	" " " " " " " " Lock Plunger .....	2	.10	09		
K-1282.....	" " " " " " " " .....	2	.10		10	11
M-1282.....	" " " " " " " " .....	2	.10		10	11
F-1283.....	" " " " " " " " " " Spring .....	2	.05	09	10	11
K-1283.....	" " " " " " " " " " .....	2	.05	09	10	11
M-1283.....	" " " " " " " " " " .....	2	.05	09	10	11
F-1284.....	" " " " " " Nut .....	2	.50	09	10	11
K-1284.....	" " " " " " .....	2	.50	09	10	11
M-1284.....	" " " " " " .....	2	.50	09	10	11
F-1285.....	" " " " " " "D" Washer .....	2	.10	09	10	11
K-1285.....	" " " " " " " " .....	2	.10	09	10	11
M-1285.....	" " " " " " " " .....	2	.10	09	10	11
F-1286.....	" " " " " " Bushing "Upper" .....	2	.50	09	10	11
K-1286.....	" " " " " " .....	2	.50	09	10	11
M-1286.....	" " " " " " .....	2	.50	09	10	11
F-1287.....	" " " " " " Thrust Ball .....	2	.10	09	10	11
K-1287.....	" " " " " " .....	2	.10	09	10	11
M-1287.....	" " " " " " .....	2	.10	09	10	11
F-1288.....	" " " " " " Oiler (Bowen—3-N) .....	2	.15	09	10	11
K-1288.....	" " " " " " ( " 3-N) .....	2	.15	09	10	11
M-1288.....	" " " " " " ( " 3-N) .....	2	.15	09	10	11
F-1289.....	" " " " " " Arm R. H. (Double).....	1	5.00	09	10	11
K-1289.....	" " " " " " .....	1	5.00	09	10	11
M-1289.....	" " " " " " .....	1	5.00	09	10	11
F-1290.....	" " " " " " " L. H. ....	1	2.25	09	10	11
K-1290.....	" " " " " " .....	1	2.25	09	10	11
M-1290.....	" " " " " " .....	1	2.25	09	10	11
F-1291.....	" " " " " " Bushing .....	2	.40	09	10	11
K-1291.....	" " " " " " .....	2	.40	09	10	11
M-1291.....	" " " " " " .....	2	.40	09	10	11

Read instructions on pages 5 and 6.

Model Number	NAME OF ASSEMBLY OR PART.	Number per Car.	Price			
F-1292.....	Front Axle Steering Spindle Arm Nut.....	2	\$0.15	09	10	11
K-1292.....	“ “ “ “ “ “	2	.15	09	10	11
M-1292.....	“ “ “ “ “ “	2	.15	09	10	11
F-1293.....	“ “ “ “ “ “ Lock-washer .....	2 per 100	.75	09	10	11
K-1293.....	“ “ “ “ “ “	2 “ “	.75	09	10	11
M-1293.....	“ “ “ “ “ “	2 “ “	.75	09	10	11
F-1294.....	“ “ “ “ “ “ Key (Woodruff No. 13).....	2 per doz.	.55	09	10	11
K-1294.....	“ “ “ “ “ “ ( “ No. 13) .....	2 “ “	.55	09	10	11
M-1294.....	“ “ “ “ “ “ ( “ No. 13) .....	2 “ “	.55	09	10	11

**CROSS STEERING ROD ASSEMBLY**

F-1300.....	Front Axle Cross Steering Rod Assembly.....	1	\$9.00	09		
K-1300.....	“ “ “ “ “ “	1	9.00		10	11
M-1300.....	“ “ “ “ “ “	1	9.00		10	11
F-1301.....	“ “ “ “ “ “ (55" tread) .....	1	1.75	09		
K-1301.....	“ “ “ “ “ “ (55" " ) .....	1	1.75		10	11
M-1301.....	“ “ “ “ “ “ (55" " ) .....	1	1.75		10	11
F-1302.....	“ “ “ “ “ “ (60" tread) .....	1	2.00	09		
K-1302.....	“ “ “ “ “ “ (60" " ) .....	1	2.00		10	11
M-1302.....	“ “ “ “ “ “ (60" " ) .....	1	2.00		10	11
F-1303.....	“ “ “ “ “ “ Yoke L. H.....	1	1.50	09		
K-1303.....	“ “ “ “ “ “	1	1.50		10	11
M-1303.....	“ “ “ “ “ “	1	1.50		10	11
F-1304.....	“ “ “ “ “ “ Brazing Pin .....	1 per doz.	.30	09	10	11
K-1304.....	“ “ “ “ “ “	1 “ “	.30	09	10	11
M-1304.....	“ “ “ “ “ “	1 “ “	.30	09	10	11
F-1305.....	“ “ “ “ “ “ R. H. ....	1	2.00	09	10	11
K-1305.....	“ “ “ “ “ “	1	2.00	09	10	11
M-1305.....	“ “ “ “ “ “	1	2.00	09	10	11
F-1306.....	“ “ “ “ “ “ Clamp Bolt .....	1 per doz.	.40	09	10	11
K-1306.....	“ “ “ “ “ “	1 “ “	.40	09	10	11
M-1306.....	“ “ “ “ “ “	1 “ “	.40	09	10	11
F-1307.....	“ “ “ “ “ “ “ “ Nut .....	1 “ “	.25	09	10	11
K-1307.....	“ “ “ “ “ “	1 “ “	.25	09	10	11
M-1307.....	“ “ “ “ “ “	1 “ “	.25	09	10	11
F-1308.....	“ “ “ “ “ “ “ “ “ Lock-washer .....	1 per 100	.45	09	10	11
K-1308.....	“ “ “ “ “ “	1 “ “	.45	09	10	11
M-1308.....	“ “ “ “ “ “	1 “ “	.45	09	10	11
F-1309.....	“ “ “ “ “ “ Pin .....	2	.75	09	10	11
K-1309.....	“ “ “ “ “ “	2	.75	09	10	11
M-1309.....	“ “ “ “ “ “	2	.75	09	10	11
F-1310.....	“ “ “ “ “ “ Grease Cup (B-000).....	2	.40	09	10	11
K-1310.....	“ “ “ “ “ “ (B-000) .....	2	.40	09	10	11
M-1310.....	“ “ “ “ “ “ (B-000) .....	2	.40	09	10	11

When ordering parts give car number at all times.

Repair Parts Price List

Model Number	NAME OF ASSEMBLY OR PART.	Number per Car.	Price			
F-1311.....	Front Axle Cross Steering Rod Yoke Pin Nut .....	2	per doz. \$0.40	09	10	11
K-1311.....	" " " " " " " " .....	2	" " .40	09	10	11
M-1311.....	" " " " " " " " .....	2	" " .40	09	10	11
F-1312.....	" " " " " " " " Lock-washer .....	2	per 100 .50	09	10	11
K-1312.....	" " " " " " " " " " .....	2	" " .50	09	10	11
M-1312.....	" " " " " " " " " " .....	2	" " .50	09	10	11
F-1313.....	" " " " " " " " Boot R. H. ....	1	.80	09	10	11
K-1313.....	" " " " " " " " " " .....	1	.80	09	10	11
M-1313.....	" " " " " " " " " " .....	1	.80	09	10	11
F-1314.....	" " " " " " " " L. H. ....	1	.80	09	10	11
K-1314.....	" " " " " " " " " " .....	1	.80	09	10	11
M-1314.....	" " " " " " " " " " .....	1	.80	09	10	11

WHEEL ASSEMBLY—FRONT

Includes parts to 1333 inclusive.

F-1325.....	Wheel Assembly—"Front" (32x3½) Marsh Quick Detachable.....	2	\$26.00	09		
K-1325.....	" " " (34x3½) Universal Quick Detachable.....	2	26.00		10	11
M-1325.....	" " " (34x3½) " " " " .....	2	26.00		10	11
K-1325-a....	" " " (34x4 ) " " " " .....	2	26.00		10	11
M-1325-a....	" " " (34x4 ) " " " " .....	2	26.00		10	11

NOTE—The 32x3½ wheels listed above, are standard equipment on T. C., T. A. and R. D. Model "F" cars; 34x3½ on Model "K"—T. C., P. T. and R. D. Cars.

The 34x4 wheels are standard equipment on Coupe, Limousine and Landulet.

Should you desire wheels of any size, or rims of any type, other than those listed above, detailed information will be furnished you upon request.

F-1326.....	Front Wheel Hub .....	2	4.75	09		
K-1326.....	" " " .....	2	4.75		10	11
M-1326.....	" " " .....	2	4.75		10	11

NOTE—When ordering Hubs for Model "K" Cars specify number of bolts required.

F-1327.....	Front Wheel Hub Flange.....	2	1.50	09		
K-1327.....	" " " " .....	2	1.50		10	11
M-1327.....	" " " " .....	2	1.50		10	11
F-1328.....	" " " Bolts .....		per doz. .50	09	10	11
K-1328.....	" " " " .....		" " .50	09	10	11
M-1328.....	" " " " .....		" " .50	09	10	11
F-1329.....	" " " Bolt Nut .....	10	" " .40	09	10	11
K-1329.....	" " " " .....	10 or 20	" " .40	09	10	11
M-1329.....	" " " " .....	10 or 20	" " .40	09	10	11
F-1330.....	" " " Oiler (No. 3).....	2	.15	09	10	11
K-1330.....	" " " (No. 3) .....	2	.15	09	10	11
M-1330.....	" " " (No. 3) .....	2	.15	09	10	11
F-1331.....	" " " Rim .....	2	3.75	09		
K-1331.....	" " " " .....	2	3.75		10	11
M-1331.....	" " " " .....	2	3.75		10	11

Read instructions on pages 5 and 6.

Model Number	NAME OF ASSEMBLY OR PART.	Number per Car.	Price			
F-1332.....	Front Wheel Rim (Loose) Ring.....	2	<b>\$1.20</b>	09		
K-1332.....	.....	2	<b>1.20</b>		10	11
M-1332.....	.....	2	<b>1.20</b>		10	11
F-1333.....	..... Locking Ring .....	2	<b>.50</b>	09		
K-1333.....	.....	2	<b>.50</b>		10	11
M-1333.....	.....	2	<b>.50</b>		10	11

**FRONT WHEEL MISCELLANY**

F-1340.....	Front Wheel Hub Cap.....	2	<b>\$1.50</b>	09	10	11
K-1340.....	.....	2	<b>1.50</b>	09	10	11
M-1340.....	.....	2	<b>1.50</b>	09	10	11
F-1341.....	..... Lock .....	2	<b>.10</b>	09	10	11
K-1341.....	.....	2	<b>.10</b>	09	10	11
M-1341.....	.....	2	<b>.10</b>	09	10	11
F-1342.....	..... Annular Bearing—Inside—(S-407) .....	2	<b>12.50</b>	09	10	11
K-1342.....	..... (S-407) .....	2	<b>12.50</b>	09	10	11
M-1342.....	..... (S-407) .....	2	<b>12.50</b>	09	10	11
F-1343.....	..... —Outside—(S-305) .....	2	<b>6.25</b>	09	10	11
K-1343.....	..... (S-305) .....	2	<b>6.25</b>	09	10	11
M-1343.....	..... (S-305) .....	2	<b>6.25</b>	09	10	11
F-1344.....	..... Hub Bearing Spacer.....	2	<b>.20</b>	09	10	11
K-1344.....	.....	2	<b>.20</b>	09	10	11
M-1344.....	.....	2	<b>.20</b>	09	10	11
F-1345.....	..... Bearing Lock Collar .....	2	<b>1.00</b>	09	10	11
K-1345.....	.....	2	<b>1.00</b>	09	10	11
M-1345.....	.....	2	<b>1.00</b>	09	10	11
F-1346.....	..... Lock .....	2	<b>.05</b>	09	10	11
K-1346.....	.....	2	<b>.05</b>	09	10	11
M-1346.....	.....	2	<b>.05</b>	09	10	11
F-1347.....	..... Screw .....	2	<b>.30</b>	09	10	11
K-1347.....	..... per doz. " " .30 .....	2	<b>.30</b>	09	10	11
M-1347.....	..... " " .30 .....	2	<b>.30</b>	09	10	11

**WHEEL ASSEMBLY—REAR**

Consists of parts to 1360 inclusive.

F-1350.....	Wheel Assembly—Rear—(32x3½) Marsh Quick Detachable.....	2	<b>\$31.00</b>	09		
K-1350.....	..... (34x3½) Universal Quick Detachable.....	2	<b>31.00</b>		10	11
M-1350.....	..... (34x3½) .....	2	<b>31.00</b>		10	11
K-1351-a.....	..... (34x4 ) " " " .....	2	<b>31.00</b>		10	11
M-1351-a.....	..... (34x4 ) " " " .....	2	<b>31.00</b>		10	11
F-1352.....	Rear Wheel Hub .....	2	<b>6.00</b>	09		
K-1352.....	.....	2	<b>6.00</b>		10	11
M-1352.....	.....	2	<b>6.00</b>		10	11

NOTE—When ordering Hubs for Model "K" specify number of bolts required.

When ordering parts give car number at all times.

## Repair Parts Price List

Model Number	NAME OF ASSEMBLY OR PART.				Number per Car.	Price			
F-1353	Rear Wheel Hub Brake Drum				2	\$4.00	09		
K-1353	" " " " "				2	4.00		10	11
M-1353	" " " " "				2	4.00		10	11
F-1354	" " " Bolt (3/8x2 3/4)				12	per doz. .40	09	10	11
K-1354	" " " " (3/8x2 3/4)				12	" " .40	09	10	11
M-1354	" " " " (3/8x2 3/4)				12	" " .40	09	10	11
K-1355	" " " " (3/8x2 1/4)				12	" " .35	09	10	11
M-1355	" " " " (3/8x2 1/4)				12	" " .35	09	10	11
F-1356	" " " " Nut				12	" " .40	09	10	11
K-1356	" " " " " "				24	" " .40	09	10	11
M-1356	" " " " " "				24	" " .40	09	10	11
F-1357	" " " " Oiler (No. 3)				2	.15	09	10	11
K-1357	" " " " (No. 3)				2	.15	09	10	11
M-1357	" " " " (No. 3)				2	.15	09	10	11
F-1358	" " " Rim (See F-1332)				2	3.75	09		
K-1358	" " " (See K-1332)				2	3.75		10	11
M-1358	" " " (See M-1332)				2	3.75		10	11
F-1359	" " " (Loose) Ring (See F-1333)				2	1.20	09		
K-1359	" " " " (See K-1333)				2	1.20		10	11
M-1359	" " " " (See M-1333)				2	1.20		10	11
F-1360	" " " " Locking Ring (See F-1334)				2	.50	09		
K-1360	" " " " " (See K-1334)				2	.50		10	11
M-1360	" " " " " (See M-1334)				2	.50		10	11

## REAR WHEEL MISCELLANY

F-1365	Rear Wheel Annular Bearing—Inside—(S-309)				2	\$13.10	09	10	11
K-1365	" " " " (S-309)				2	13.10	09	10	11
M-1365	" " " " (S-309)				2	13.10	09	10	11
F-1366	" " " " —Outside (S-209)				2	8.10	09	10	11
K-1366	" " " " (S-209)				2	8.10	09	10	11
M-1366	" " " " (S-209)				2	8.10	09	10	11
F-1367	" " " " Separator				2	.25	09	10	11
K-1367	" " " " " "				2	.25	09	10	11
M-1367	" " " " " "				2	.25	09	10	11
F-1368	" " " " Inside Lock Collar				2	1.00	09		
K-1368	" " " " " "				2	1.00		10	
M-1368	" " " " " "				2	1.00			11
F-1369	" " " " " " Lock				2	.10	09	10	
K-1369	" " " " " " " "				2	.10	09	10	
M-1369	" " " " " " " "				2	.10		10	11
F-1370	" " " " " " Outside Lock Nut				2	.50	09	10	11
K-1370	" " " " " " " "				2	.50	09	10	11
M-1370	" " " " " " " "				2	.50	09	10	11

Read instructions on pages 5 and 6.

Model Number	NAME OF ASSEMBLY OR PART.								Number per Car.	Price			
F-1371.....	Rear	Wheel	Annular	Bearing	Outside	Lock	Nut	Plunger.....	2	\$0.05	09	10	11
K-1371.....	"	"	"	"	"	"	"	"	2	.05	09	10	11
M-1371.....	"	"	"	"	"	"	"	"	2	.05	09	10	11
F-1372.....	"	"	"	"	"	"	"	" Spring .....	2	.10	09	10	11
K-1372.....	"	"	"	"	"	"	"	"	2	.10	09	10	11
M-1372.....	"	"	"	"	"	"	"	"	2	.10	09	10	11
F-1373.....	"	"	Hub	Cap .....					2	1.75	09	10	11
K-1373.....	"	"	"	" .....					2	1.75	09	10	11
M-1373.....	"	"	"	" .....					2	1.75	09	10	11
F-1374.....	"	"	"	"	Lock .....				2	.10	09	10	11
K-1374.....	"	"	"	"	" .....				2	.10	09	10	11
M-1374.....	"	"	"	"	" .....				2	.10	09	10	11
F-1375.....	"	"	Puller .....						1	1.50	09	10	11
K-1375.....	"	"	" .....						1	1.50	09	10	11
M-1375.....	"	"	" .....						1	1.50	09	10	11
F-1376.....	Wheel	Hub	Cap	Wrench.....					1	.65	09		
K-1376.....	"	"	"	" .....					1	.65		10	
M-1376.....	"	"	"	" .....					1	.65			11
F-1377.....	Jack	(Wheel)							1	1.80	09		
K-1377.....	"	"							1	1.80		10	
M-1377.....	"	"							1	1.80			11
F-1378.....	Rear	Wheel	Bearing	Lock	Nut	Washer.....			2	.15	09	10	11
K-1378.....	"	"	"	"	"	" .....			2	.15	09	10	11
M-1378.....	"	"	"	"	"	" .....			2	.15	09	10	11

When ordering parts give car number at all times.

## Steering Gear Assembly

TOURING CAR


(See illustrations on pages 114 and 115)

Consists of parts to 1491 inclusive.

Model Number	NAME OF ASSEMBLY OR PART.	Number per Car.	Price			
F -1400	Steering Gear Assembly T. C.	1	\$75.00	09		
K -1400	" " " "	1	75.00		10	
M -1400	" " " "	1	75.00			11
F -1401	" Ball Arm	1	3.50	09	10	11
K -1401	" " "	1	3.50	09	10	11
M -1401	" " "	1	3.50	09	10	11
F -1402	" " " Clamp Bolt	1	per doz. .60	09	10	11
K -1402	" " " " "	1	" " .60	09	10	11
M -1402	" " " " "	1	" " .60	09	10	11
F -1403	" " " " Nut	1	" " .30	09	10	11
K -1403	" " " " "	1	" " .30	09	10	11
M -1403	" " " " "	1	" " .30	09	10	11
F -1404	" " " " Lock-washer	1	per 100 .50	09	10	11
K -1404	" " " " "	1	" " .50	09	10	11
M -1404	" " " " "	1	" " .50	09	10	11
F -1405	" " " Shaft and Gear	1	7.50	09	10	11
K -1405	" " " " "	1	7.50	09	10	11
M -1405	" " " " "	1	7.50	09	10	11
F -1406	" " " Thrust Washer	1	.15	09	10	11
K -1406	" " " " "	1	.15	09	10	11
M -1406	" " " " "	1	.15	09	10	11
F -1407	" " " Eccentric Bushing	1	1.30	09	10	11
K -1407	" " " " "	1	1.30	09	10	11
M -1407	" " " " "	1	1.30	09	10	11
F -1408	" " " " Brass Center	1	1.00	09	10	11
K -1408	" " " " "	1	1.00	09	10	11
M -1408	" " " " "	1	1.00	09	10	11
F -1409	" " " Bushing Lock Bolt	1	.30	09	10	
K -1409	" " " " "	1	.30	09	10	
M -1409	" " " " "	1	.30			11
F -1410	" " " " Nut	1	per doz. .25	09	10	11
K -1410	" " " " "	1	" " .25	09	10	11
M -1410	" " " " "	1	" " .25	09	10	11
F -1411	" " " " Lock-washer	1	per 100 .50	09	10	11
K -1411	" " " " "	1	" " .50	09	10	11
M -1411	" " " " "	1	" " .50	09	10	11
F -1412	" Wheel and Spider Assembly	1	5.25	09		
K -1412	" " " " "	1	5.25		10	
M -1412	" " " " "	1	5.25			11

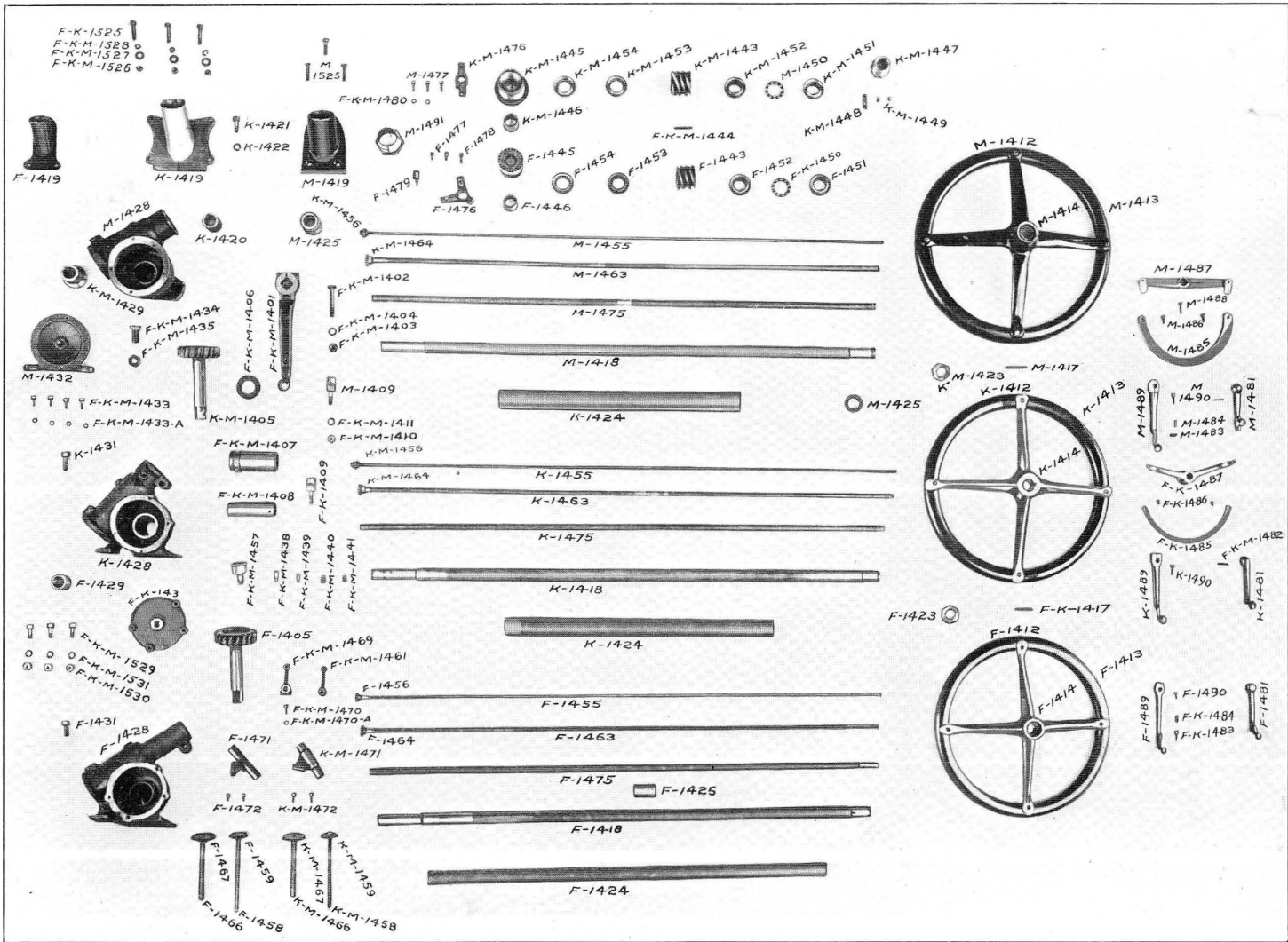
Read instructions on pages 5 and 6.





This cut is designed to illustrate the construction of a Chalmers "30" steering gear assembly—and to aid in eliminating errors—when ordering steering gear parts.  
Use the numbers as your guide and study them carefully.

Cut Out Drawing of Model "30" Steering Gear Assembly



Steering Gear Miscellany—T. C.

Model Number	NAME OF ASSEMBLY OR PART.	Number per Car.	Price			
F -1413.....	Steering Wheel Rim .....	1	\$2.25	09		
K -1413.....	" " " .....	1	2.25		10	
M -1413.....	" " " .....	1	2.25			11
F -1414.....	" " Spider .....	1	2.75	09		
K -1414.....	" " " .....	1	2.75		10	
M -1414.....	" " " .....	1	2.75			11
F -1415.....	" " " Screw .....	4	per doz. .15	09	10	11
K -1415.....	" " " " .....	4	" " .15	09	10	11
M -1415.....	" " " " .....	4	" " .15	09	10	11
F -1416.....	" " " Oiler .....	1	.10	09	10	11
K -1416.....	" " " " .....	1	.10	09	10	11
M -1416.....	" " " " .....	1	.10	09	10	11
F -1417.....	" " " Key .....	1	.05	09	10	
K -1417.....	" " " " .....	1	.05	09	10	
M -1417.....	" " " " .....	1	.05			11
F -1418.....	" Column (43") .....	1	3.00	09		
K -1418.....	" " (45") .....	1	3.00		10	
M -1418.....	" " (44") .....	1	3.00			11
F -1419.....	" " Bracket .....	1	1.00	09		
K -1419.....	" " " .....	1	1.00		10	
M -1419.....	" " " .....	1	1.00			11
K -1420.....	" " " Bushing .....	1	.50		10	
M -1420.....	" " " " .....	1	.50			11
K -1421.....	" " " Clamp Bolt .....	1	per doz. .30		10	
K -1422.....	" " " " " Lock-washer .....	1	per 100 .45		10	
F -1423.....	" " " Nut .....	1	.40	09		
K -1423.....	" " " " .....	1	.40		10	11
M -1423.....	" " " " .....	1	.40		10	11
F -1424.....	" " " Jacket Tube (34 $\frac{3}{4}$ ") .....	1	2.00	09		
K -1424.....	" " " (23 9/16") .....	1	2.00		10	
M -1424.....	" " " (22 $\frac{3}{8}$ ") .....	1	2.00			11
F -1425.....	" " " " Bushing .....	1	.50	09		
K -1425.....	" " " " " .....	1	.50		10	
M -1425.....	" " " " " "Upper" .....	1	.50			11
M -1426.....	" " " " " Felt .....	2	.10			11
M -1427.....	" " " " " "Lower" .....	1	.50			11
F -1428.....	" " " Gear Case with Cover .....	1	10.00	09		
K -1428.....	" " " " " .....	1	10.00		10	
M -1428.....	" " " " " .....	1	10.00			11
F -1429.....	" " " " Bushing .....	1	.85	09		
K -1429.....	" " " " " .....	1	.85		10	11
M -1429.....	" " " " " .....	1	.85		10	11

When ordering parts give car number at all times.

Repair Parts Price List

Model Number	NAME OF ASSEMBLY OR PART.	Number per Car.	Price			
F-1430.....	Steering Gear Case Bushing Lock Pin .....	1	\$0.05	09	10	11
K-1430.....	" " " " " " .....	1	.05	09	10	11
M-1430.....	" " " " " " .....	1	.05	09	10	11
F-1431.....	" " " Clamp Bolt .....	1	.05	09		
K-1431.....	" " " " " " .....	1	.05		10	
F-1432.....	" " " Cover .....	1	.50	09	10	
K-1432.....	" " " " " " .....	1	.50	09	10	
M-1432.....	" " " " " " .....	1	.50			11
F-1433.....	" " " Bolt .....	4	.05	09	10	11
K-1433.....	" " " " " " .....	4	.05	09	10	11
M-1433.....	" " " " " " .....	4	.05	09	10	11
F-1433-a.....	" " " " " Lock-washer .....	4	per 100 .45	09	10	11
K-1433-a.....	" " " " " " " " .....	4	" " .45	09	10	11
M-1433-a.....	" " " " " " " " .....	4	" " .45	09	10	11
F-1434.....	" " " Thrust Bolt .....	1	.15	09	10	11
K-1434.....	" " " " " " .....	1	.15	09	10	11
M-1434.....	" " " " " " .....	1	.15	09	10	11
F-1435.....	" " " " " Jam Nut .....	1	.05	09	10	11
K-1435.....	" " " " " " " " .....	1	.05	09	10	11
M-1435.....	" " " " " " " " .....	1	.05	09	10	11
F-1436.....	" " " " " Fibre Washer .....	1	.10	09	10	11
K-1436.....	" " " " " " " " .....	1	.10	09	10	11
M-1436.....	" " " " " " " " .....	1	.10	09	10	11
F-1437.....	" " " Grease Cup (Winkley No. 0).....	1	.30	09	10	11
K-1437.....	" " " " ( " No. 0).....	1	.30	09	10	11
M-1437.....	" " " " ( " No. 0).....	1	.30	09	10	11
F-1438.....	" " " Oiler (3-B) .....	1	.15	09	10	11
K-1438.....	" " " " (3-B) .....	1	.15	09	10	11
M-1438.....	" " " " " " .....	1	.15	09	10	11
F-1439.....	" " " Oiler (2-B) .....	1	.15	09	10	11
K-1439.....	" " " " (2-B) .....	1	.15	09	10	11
M-1439.....	" " " " " " .....	1	.15	09	10	11
F-1440.....	" " " Pipe Plug (1/4") .....	1	.05	09	10	11
K-1440.....	" " " " (1/4") .....	1	.05	09	10	11
M-1440.....	" " " " (1/4") .....	1	.05	09	10	11
F-1441.....	" " " " (1/8") .....	1	.05	09	10	11
K-1441.....	" " " " (1/8") .....	1	.05	09	10	11
M-1441.....	" " " " (1/8") .....	1	.05	09	10	11
F-1442.....	" " " Cover Gasket .....	1	.05	09	10	
K-1442.....	" " " " " " .....	1	.05	09	10	
M-1442.....	" " " " " " .....	1	.05			11
F-1443.....	" " " Worm .....	1	5.00	09		
K-1443.....	" " " " " " .....	1	5.00		10	11
M-1443.....	" " " " " " .....	1	5.00		10	11

Read instructions on pages 5 and 6.

Model Number	NAME OF ASSEMBLY OR PART.	Number per Car.	Price			
F-1444.....	Steering Worm Key .....	1	\$0.05	09	10	11
K-1444.....	" " " .....	1	.05	09	10	11
M-1444.....	" " " .....	1	.05	09	10	11
F-1445.....	" " Adjusting Cup .....	1	1.50	09		
K-1445.....	" " " " .....	1	1.50		10	11
M-1445.....	" " " " .....	1	1.50		10	11
F-1446.....	" " " " Bushing .....	1	.50	09		
K-1446.....	" " " " " .....	1	.50		10	11
M-1446.....	" " " " " .....	1	.50		10	11
K-1447.....	" " " Nut "Upper" .....	1	1.00		10	11
M-1447.....	" " " " " .....	1	1.00		10	11
K-1448.....	" " " " " Lock Plate .....	1	.10		10	11
M-1448.....	" " " " " " .....	1	.10		10	11
K-1449.....	" " " " " " Screw .....	2	.05		10	11
M-1449.....	" " " " " " " .....	2	.05		10	11
F-1450.....	" " Ball Retainer—with Balls .....	2	.80	09	10	
K-1450.....	" " " " " " .....	2	.80	09	10	
M-1450.....	" " " " " " .....	2	.80			11
F-1451.....	" Gear Case Upper Ball Race "Upper Half" .....	1	.50	09		
K-1451.....	" " " " " " " .....	1	.50		10	11
M-1451.....	" " " " " " " .....	1	.50		10	11
F-1452.....	" " " " " " " "Lower Half" .....	1	.50	09		
K-1452.....	" " " " " " " " " .....	1	.50		10	11
M-1452.....	" " " " " " " " " .....	1	.50		10	11
F-1453.....	" " " Lower Ball Race "Upper Half" .....	1	.50	09		
K-1453.....	" " " " " " " " " .....	1	.50		10	11
M-1453.....	" " " " " " " " " .....	1	.50		10	11
F-1454.....	" " " " " " " "Lower Half" .....	1	.50	09		
K-1454.....	" " " " " " " " " .....	1	.50		10	11
M-1454.....	" " " " " " " " " .....	1	.50		10	11
F-1455.....	Spark Rod "Long" (49") .....	1	.50	09		
K-1455.....	" " " (51") .....	1	.50		10	
M-1455.....	" " " (47 1/16") .....	1	.50			11
F-1456.....	" " " Pinion (12 teeth) .....	1	.40	09		
K-1456.....	" " " (12 " ) .....	1	.40		10	11
M-1456.....	" " " (12 " ) .....	1	.40		10	11
F-1457.....	" " " Taper Pin (No. 0x3/4) .....	1	per doz. .25	09	10	11
K-1457.....	" " " " (No. 0x3/4) .....	1	.25	09	10	11
M-1457.....	" " " " (No. 0x3/4) .....	1	.25	09	10	11
F-1458.....	" " " "Short" (6 3/4) .....	1	.15	09		
K-1458.....	" " " (6 13/16) .....	1	.15		10	11
M-1458.....	" " " (6 5/8) .....	1	.15		10	11

When ordering parts give car number at all times.

Repair Parts Price List

Model Number	NAME OF ASSEMBLY OR PART.	Number per Car.	Price		
F-1459.....	Spark Rod "Short" Gear (24 teeth).....	1	<b>\$0.60</b>	09	
K-1459.....	" " " " (24 " ).....	1	<b>.60</b>		10 11
M-1459.....	" " " " (24 " ).....	1	<b>.60</b>		10 11
F-1460.....	" " " " Taper Pin (No. 0x3/4).....	1	per doz. <b>.25</b>	09	10 11
K-1460.....	" " " " " (No. 0x3/4).....	1	" " <b>.25</b>		09 10 11
M-1460.....	" " " " " (No. 0x3/4).....	1	" " <b>.25</b>		09 10 11
F-1461.....	" " " " Lever.....	1	<b>.30</b>	09	10 11
K-1461.....	" " " " ".....	1	<b>.30</b>		09 10 11
M-1461.....	" " " " ".....	1	<b>.30</b>		09 10 11
F-1462.....	" " " " Taper Pin (No. 0x3/4).....	1	per doz. <b>.25</b>	09	10 11
K-1462.....	" " " " " (No. 0x3/4).....	1	" " <b>.25</b>		09 10 11
M-1462.....	" " " " " (No. 0x3/4).....	1	" " <b>.25</b>		09 10 11
F-1463.....	Throttle Tube "Long" (46 1/2").....	1	<b>.80</b>	09	
K-1463.....	" " " " (49").....	1	<b>.80</b>		10
M-1463.....	" " " " (46").....	1	<b>.80</b>		11
F-1464.....	" " " " Pinion (15 teeth).....	1	<b>.50</b>	09	
K-1464.....	" " " " (15 " ).....	1	<b>.50</b>		10 11
M-1464.....	" " " " (15 " ).....	1	<b>.50</b>		10 11
F-1465.....	" " " " "Taper Pin" (No. 0x3/4).....	1	per doz. <b>.25</b>	09	
K-1465.....	" " " " Screw (No. 8x32).....	1	" " <b>.25</b>		10 11
M-1465.....	" " " " " (No. 8x32).....	1	" " <b>.25</b>		10 11
F-1466.....	" " " " "Short" (5 3/8").....	1	<b>.15</b>	09	
K-1466.....	" " " " " (5 7/16").....	1	<b>.15</b>		10 11
M-1466.....	" " " " " (5 1/4").....	1	<b>.15</b>		10 11
F-1467.....	" " " " Gear (30 teeth).....	1	<b>.75</b>	09	
K-1467.....	" " " " (30 " ).....	1	<b>.75</b>		10 11
M-1467.....	" " " " (30 " ).....	1	<b>.75</b>		10 11
F-1468.....	" " " " Taper Pin (No. 0x3/4).....	1	per doz. <b>.25</b>	09	
K-1468.....	" " " " Screw (No. 8x32).....	1	" " <b>.25</b>		10 11
M-1468.....	" " " " " (No. 8x32).....	1	" " <b>.25</b>		10 11
F-1469.....	" " " " Lever.....	1	<b>.30</b>	09	10 11
K-1469.....	" " " " ".....	1	<b>.30</b>		09 10 11
M-1469.....	" " " " ".....	1	<b>.30</b>		09 10 11
F-1470.....	" " " " Screw (14x20x7/8).....	1	per doz. <b>.30</b>	09	10 11
K-1470.....	" " " " " (14x20x7/8).....	1	" " <b>.30</b>		09 10 11
M-1470.....	" " " " " (14x20x7/8).....	1	" " <b>.30</b>		09 10 11
F-1470-a.....	" " " " " Lock-washer.....	1	per 100 <b>.40</b>	09	10 11
K-1470-a.....	" " " " " ".....	1	" " <b>.40</b>		09 10 11
M-1470-a.....	" " " " " ".....	1	" " <b>.40</b>		09 10 11
F-1471.....	" " " " Bracket.....	1	<b>.35</b>	09	
K-1471.....	" " " " ".....	1	<b>.35</b>		10 11
M-1471.....	" " " " ".....	1	<b>.35</b>		10 11

Read instructions on pages 5 and 6.

Model Number	NAME OF ASSEMBLY OR PART.	Number per Car.	Price			
F-1472.....	Throttle Tube Bracket Machine Screw (14x20x $\frac{1}{2}$ ) .....	2	per doz. \$0.35	09		
K-1472.....	“ “ “ “ “ (14x20x $\frac{3}{4}$ ) .....	2	“ “ .35		10	11
M-1472.....	“ “ “ “ “ (14x20x $\frac{3}{4}$ ) .....	2	“ “ .35		10	11
F-1473.....	“ “ Bushing “Flanged” .....	2	.15	09	10	
K-1473.....	“ “ “ “ “ .....	2	.15	09	10	
F-1474.....	“ “ “ “ “Plain” .....	2	.15	09	10	
K-1474.....	“ “ “ “ “ .....	2	.15	09	10	
M-1474.....	“ “ “ “ “ .....	2	.15			11
F-1475.....	Sector Support Tube (45”) .....	1	1.50	09		
K-1475.....	“ “ “ (47”) .....	1	1.50		10	
M-1475.....	“ “ “ (45 1/16”) .....	1	1.50			11
F-1476.....	“ “ “ Clamp .....	1	.40	09		
K-1476.....	“ “ “ “ “ .....	1	.30		10	11
M-1476.....	“ “ “ “ “ .....	1	.30		10	11
F-1477.....	“ “ “ “ Screw .....	2	.05	09		
K-1477.....	“ “ “ “ “ .....	3	.05		10	11
M-1477.....	“ “ “ “ “ .....	3	.05		10	11
F-1478.....	“ “ “ “ Clamp Screw .....	1	.03	09		
F-1479.....	“ “ “ “ Set Screw .....	1	.10	09		
F-1480.....	“ “ “ “ Screw Lock-washer .....	3	per 100 .45	09	10	11
K-1480.....	“ “ “ “ “ “ “ .....	3	“ “ .45		09	10
M-1480.....	“ “ “ “ “ “ “ .....	3	“ “ .45		09	10
F-1481.....	Spark Hand Lever .....	1	1.00	09		
K-1481.....	“ “ “ .....	1	1.00		10	
M-1481.....	“ “ “ .....	1	1.00			11
F-1482.....	“ “ “ Taper Pin (No. 0x1) .....	1	per doz. .30	09	10	11
K-1482.....	“ “ “ “ “ (No. 0x1) .....	1	“ “ .30		09	10
M-1482.....	“ “ “ “ “ (No. 0x1) .....	1	“ “ .30		09	10
F-1483.....	“ “ “ and Throttle Hand Lever Plunger .....	2	.10	09	10	
K-1483.....	“ “ “ “ “ “ “ .....	2	.10	09	10	
M-1483.....	“ “ “ “ “ “ “ .....	2	.10			11
F-1484.....	“ “ “ “ “ “ Spring .....	2	.05	09	10	
K-1484.....	“ “ “ “ “ “ “ .....	2	.05	09	10	
M-1484.....	“ “ “ “ “ “ “ .....	2	.05			11
F-1485.....	“ “ “ “ “ Sector .....	1	.50	09	10	
K-1485.....	“ “ “ “ “ “ “ .....	1	.50	09	10	
M-1485.....	“ “ “ “ “ “ “ .....	1	.50			11
F-1486.....	“ “ “ “ “ “ Screw .....	2	.05	09	10	
K-1486.....	“ “ “ “ “ “ “ .....	2	.05	09	10	
M-1486.....	“ “ “ “ “ “ “ .....	2	.05			11
F-1487.....	“ “ “ Sector Support .....	1	2.00	09	10	
K-1487.....	“ “ “ “ “ “ “ .....	1	2.00	09	10	
M-1487.....	“ “ “ “ “ “ “ .....	1	2.00			11

When ordering parts give car number at all times.

## Repair Parts Price List

121

Model Number	NAME OF ASSEMBLY OR PART.	Number per Car.	Price			
F-1488	Spark and Throttle Sector Support Screw	2	\$0.05	09	10	11
K-1488	" " " " " " " "	2	.05	09	10	11
M-1488	" " " " " " " " Clamp Screw	1	.05	09	10	11
F-1489	Throttle Hand Lever	1	1.00	09		
K-1489	" " " " " " " "	1	1.00		10	
M-1489	" " " " " " " "	1	1.00			11
F-1490	" " " " " " " " Clamp Screw	1	.05	09		
K-1490	" " " " " " " "	1	.05		10	
M-1490	" " " " " " " "	1	.05			11
M-1491	Steering Post Gland Nut	1	.80			11

## STEERING GEAR ASSEMBLY—RD. AND P. T.


(See illustration on page 122)

Same as T. C. except as follows:

F-1500	Steering Gear Assembly Rd. and P. T.	1	\$75.00	09		
K-1500	" " " " " " " "	1	75.00		10	
M-1500	" " " " " " " "	1	75.00			11
F-1501	" " Column (50")	1	3.25	09		
K-1501	" " " (52 $\frac{3}{8}$ ")	1	3.25		10	
M-1501	" " " (51 $\frac{1}{2}$ ")	1	3.25			11
F-1502	" " Bracket	1	1.00	09		
K-1502	" " " " " "	1	1.00		10	
M-1502	" " " " " "	1	1.00			11
F-1503	" " Gear Case with Cover	1	10.00	09		
K-1503	" " " " " " " "	1	10.00		10	
M-1503	" " " " " " " "	1	10.00			11
F-1504	" " " " " " " " Cover	1	.50	09	10	
K-1504	" " " " " " " "	1	.50	09	10	
M-1504	" " " " " " " "	1	.50			11
F-1505	" " Column Jacket Tube (42")	1	2.20	09		
K-1505	" " " " " " (27 $\frac{1}{2}$ ")	1	2.20		10	
M-1505	" " " " " " (26 $\frac{3}{4}$ ")	1	2.20			11
F-1506	" " Spark Rod—Long (56")	1	.60	09		
K-1506	" " " " " (56 $\frac{1}{8}$ ")	1	.60		10	
M-1506	" " " " " (54 9/16")	1	.60			11
F-1507	" " " " " Pinion (12 teeth)	1	.40	09		
K-1507	" " " " " " (12 " )	1	.40		10	11
M-1507	" " " " " " (12 " )	1	.40		10	11
F-1508	" " and Throttle Sector Support Tube (52")	1	1.75	09		
K-1508	" " " " " " (54 $\frac{3}{4}$ ")	1	1.75		10	
M-1508	" " " " " " (52 9/16")	1	1.75			11

Read instructions on pages 5 and 6.





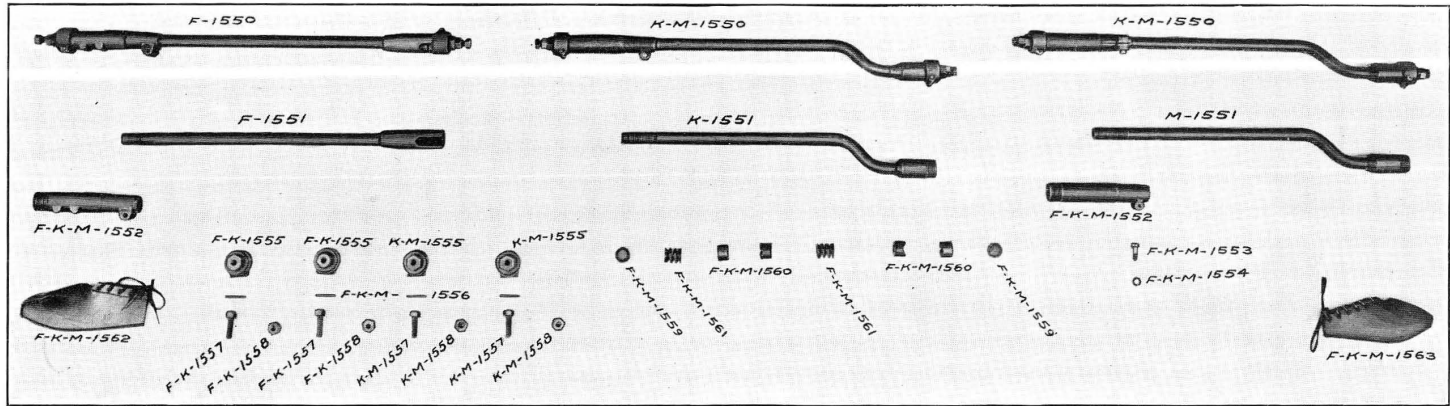
Steering Gear Assembly—Rd. and P. T.

## Repair Parts Price List

123

Model Number	NAME OF ASSEMBLY OR PART.	Number per Car.	Price			
F -1509.....	Spark Rod—Short (5½")	1	\$0.15	09		
K -1509.....	" " " (5 7/16")	1	.15		10	11
M-1509.....	" " " (5 7/16")	1	.15		10	11
F -1510.....	" " " Gear (24 teeth)	1	.60	09		
K -1510.....	" " " " (24 " )	1	.60		10	11
M-1510.....	" " " " (24 " )	1	.60		10	11
F -1511.....	Throttle Tube—Long (54")	1	.80	09		
K -1511.....	" " " (56¾")	1	.80		10	
M-1511.....	" " " (53 9/16")	1	.80			11
F -1512.....	" " " Pinion (16 teeth)	1	.50	09		
K -1512.....	" " " " (17 " )	1	.50		10	11
M-1512.....	" " " " (17 " )	1	.50		10	11
F -1513.....	" " " Short (4⅞")	1	.15	09	10	11
K -1513.....	" " " " (4 5/32")	1	.15	09	10	11
M-1513.....	" " " " (4⅞")	1	.15	09	10	11
F -1514.....	" " " Gear (32 teeth)	1	.75	09		
K -1514.....	" " " " (34 " )	1	.75		10	11
M-1514.....	" " " " (34 " )	1	.75		10	11
F -1515.....	" " " Bracket	1	.35	09		
K -1515.....	" " " "	1	.35		10	
M-1515.....	" " " "	1	.35			11
<b>STEERING GEAR MISCELLANY</b>						
F -1525.....	Steering Column Bracket Bolt (5/16x1½")	4	per doz. \$0.40	09	10	11
K -1525.....	" " " " (5/16x1½")	4	" " .40		09	10
M-1525.....	" " " " (5/16x1½")	4	" " .40		09	10
F -1526.....	" " " " " Nut	4	" " .25	09	10	11
K -1526.....	" " " " " "	4	" " .25		09	10
M-1526.....	" " " " " "	4	" " .25		09	10
F -1527.....	" " " " " Plain Washer	4	per 100 .40	09	10	11
K -1527.....	" " " " " "	4	" " .40		09	10
M-1527.....	" " " " " "	4	" " .40		09	10
F -1528.....	" " " " " Lock-washer	4	" " .45	09	10	11
K -1528.....	" " " " " "	4	" " .45		09	10
M-1528.....	" " " " " "	4	" " .45		09	10
F -1529.....	" " " Gear Case to Frame Bolt (¾x1¼)	3	per doz. .35	09	10	11
K -1529.....	" " " " " " (¾x1¼)	3	" " .35		09	10
M-1529.....	" " " " " " (¾x1¼)	3	" " .35		09	10
F -1530.....	" " " " " " Nut	3	" " .30	09	10	11
K -1530.....	" " " " " " "	3	" " .30		09	10
M-1530.....	" " " " " " "	3	" " .30		09	10
F -1531.....	" " " " " " Lock-washer	3	per 100 .50	09	10	11
K -1531.....	" " " " " " "	3	" " .50		09	10
M-1531.....	" " " " " " "	3	" " .50		09	10

Read instructions on pages 5 and 6.



## Steering Reach Rod Assembly (FORE AND AFT.)

Consists of parts to 1563 inclusive.  
NAME OF ASSEMBLY OR PART.

Model Number	NAME OF ASSEMBLY OR PART.	Number per Car.	Price	
F-1550.....	Steering Reach Rod Assembly.....	1	\$10.00	09
K-1550.....	" " " " (1st 1500 Cars).....	1	10.00	10
K-1550-a.....	" " " " (After 1st 1500 Cars).....	1	10.00	10 11
M-1550.....	" " " ".....	1	10.00	10 11
F-1551.....	" " " ".....	1	3.00	09
K-1551.....	" " " " (1st 1500 Cars).....	1	3.00	10
K-1551-a.....	" " " " (After 1st 1500 Cars).....	1	3.00	10 11
M-1551.....	" " " ".....	1	3.00	10 11
F-1552.....	" " " Adjustable End "Front".....	1	3.00	09 10 11
K-1552.....	" " " " " ".....	1	3.00	09 10 11
M-1552.....	" " " " " ".....	1	3.00	09 10 11
F-1553.....	Reach Rod Adjustable End Clamp Bolt ( $\frac{3}{8}$ x1).....	1 per doz.	.40	09 10 11
K-1553.....	" " " " " " ( $\frac{3}{8}$ x1).....	1	.40	09 10 11
M-1553.....	" " " " " " ( $\frac{3}{8}$ x1).....	1	.40	09 10 11
F-1554.....	" " " End Clamp Bolt Lock-washer.....	1 per 100	.50	09 10 11
K-1554.....	" " " " " ".....	1	.50	09 10 11
M-1554.....	" " " " " ".....	1	.50	09 10 11
F-1555.....	" " " Cap.....	2	.75	09 10
K-1555.....	" " " " " ".....	2	.75	09 10
M-1555.....	" " " " " ".....	2	.75	11

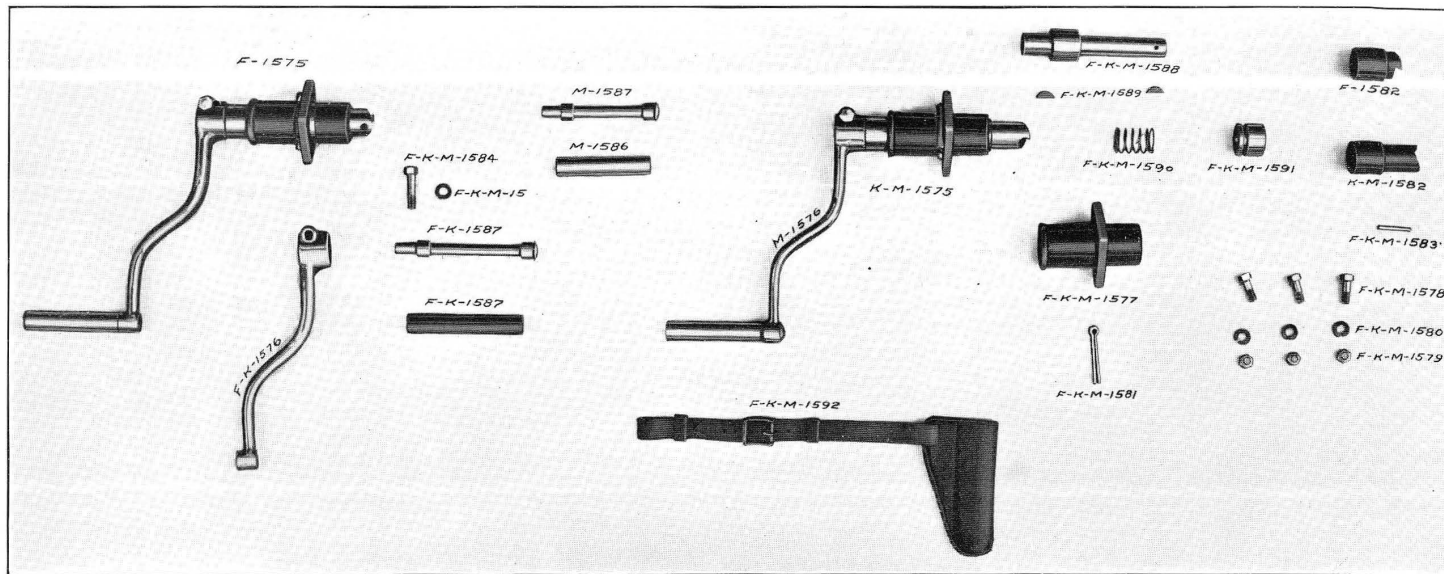
When ordering parts give car number at all times.

## Repair Parts Price List

125

Model Number	NAME OF ASSEMBLY OR PART.						Number per Car.	Price				
F-1556.....	Reach	Rod	End	Cap	Taper	Pin (No. 3).....	2	per doz.	\$0.35	09	10	11
K-1556.....	"	"	"	"	"	(No. 3).....	2	" "	.35	09	10	11
M-1556.....	"	"	"	"	"	(No. 3).....	2	" "	.35	09	10	11
F-1557.....	"	"	"	Adjusting	Bolt	.....	2		.15	09	10	
K-1557.....	"	"	"	"	"	.....	2		.15	09	10	
M-1557.....	"	"	"	"	"	.....	2		.15			11
F-1558.....	"	"	"	"	"	Jam Nut.....	2	per doz.	.30	09	10	
K-1558.....	"	"	"	"	"	" ".....	2	" "	.30	09	10	
M-1558.....	"	"	"	"	"	" ".....	2	" "	.30			11
F-1559.....	"	"	"	"	"	Block Plain.....	2		.10	09	10	11
K-1559.....	"	"	"	"	"	" ".....	2		.10	09	10	11
M-1559.....	"	"	"	"	"	" ".....	2		.10	09	10	11
F-1560.....	"	"	Ball	Socket	.....	.....	4		.25	09	10	11
K-1560.....	"	"	"	"	.....	.....	4		.25	09	10	11
M-1560.....	"	"	"	"	.....	.....	4		.25	09	10	11
F-1561.....	"	"	"	"	Spring	.....	4		.25	09	10	11
K-1561.....	"	"	"	"	"	.....	4		.25	09	10	11
M-1561.....	"	"	"	"	"	.....	4		.25	09	10	11
F-1562.....	"	"	Boot	"Front"	.....	.....	1		.50	09	10	11
K-1562.....	"	"	"	"	.....	.....	1		.50	09	10	11
M-1562.....	"	"	"	"	.....	.....	1		.50	09	10	11
F-1563.....	"	"	"	"Rear"	.....	.....	1		.50	09	10	11
K-1563.....	"	"	"	"	.....	.....	1		.50	09	10	11
M-1563.....	"	"	"	"	.....	.....	1		.50	09	10	11

Read instructions on pages 5 and 6.



## Starting Crank Assembly

Consists of parts to 1592 inclusive.

Model Number	NAME OF ASSEMBLY OR PART.	Number per Car.	Price			
F-1575.....	Starting Crank Assembly .....	1	\$7.00	09		
K-1575.....	" " " " .....	1	7.00		10	11
M-1575.....	" " " " .....	1	7.00		10	11
F-1576.....	" " " " .....	1	1.20	09		
K-1576.....	" " " " .....	1	1.20		10	11
M-1576.....	" " " " .....	1	1.20		10	11
F-1577.....	" " Bracket .....	1	1.00	09	10	11
K-1577.....	" " " " .....	1	1.00	09	10	11
M-1577.....	" " " " .....	1	1.00	09	10	11
F-1578.....	" " " to Frame Bolt (3/8x1).....	3	per doz. .40	09	10	11
K-1578.....	" " " " " " (3/8x1) .....	3	" " .40	09	10	11
M-1578.....	" " " " " " (3/8x1) .....	3	" " .40	09	10	11

When ordering parts give car number at all times.

## Repair Parts Price List

127

Model Number	NAME OF ASSEMBLY OR PART.		Number per Car.	Price				
F-1579.....	Starting Crank	Bracket to Frame Bolt Nut	3	per doz.	\$0.30	09	10	11
K-1579.....	"	"	3	"	.30	09	10	11
M-1579.....	"	"	3	"	.30	09	10	11
F-1580.....	"	"	3	per 100	.50	09	10	11
K-1580.....	"	"	3	"	.50	09	10	11
M-1580.....	"	"	3	"	.50	09	10	11
F-1581.....	"	"	1	"	.30	09	10	11
K-1581.....	"	"	1	"	.30	09	10	11
M-1581.....	"	"	1	"	.30	09	10	11
F-1582.....	"	"	1		1.50	09		
K-1582.....	"	"	1		1.50		10	11
M-1582.....	"	"	1		1.50		10	11
F-1583.....	"	"	1	per doz.	.35	09	10	11
K-1583.....	"	"	1	"	.35	09	10	11
M-1583.....	"	"	1	"	.35	09	10	11
F-1584.....	"	"	1	"	.35	09	10	11
K-1584.....	"	"	.1	"	.35	09	10	11
M-1584.....	"	"	.1	"	.35	09	10	11
F-1585.....	"	"	1	per 100	.50	09	10	11
K-1585.....	"	"	1	"	.50	09	10	11
M-1585.....	"	"	1	"	.50	09	10	11
F-1586.....	"	"	1		.25	09	10	
K-1586.....	"	"	1		.25	09	10	
M-1586.....	"	"	1		.25			11
F-1587.....	"	"	1		.20	09	10	
K-1587.....	"	"	1		.20	09	10	
M-1587.....	"	"	1		.20			11
F-1588.....	"	"	1		1.00	09	10	11
K-1588.....	"	"	1		1.00	09	10	11
M-1588.....	"	"	1		1.00	09	10	11
F-1589.....	"	"	2		.05	09	10	11
K-1589.....	"	"	2		.05	09	10	11
M-1589.....	"	"	2		.05	09	10	11
F-1590.....	"	"	1		.10	09	10	11
K-1590.....	"	"	1		.10	09	10	11
M-1590.....	"	"	1		.10	09	10	11
F-1591.....	"	"	1		.25	09	10	11
K-1591.....	"	"	1		.25	09	10	11
M-1591.....	"	"	1		.25	09	10	11
F-1592.....	"	"	1		.75	09	10	11
K-1592.....	"	"	1		.75	09	10	11
M-1592.....	"	"	1		.75	09	10	11

Read instructions on pages 5 and 6.

Model Number	NAME OF ASSEMBLY OR PART.	Number per Car.	Price			
F-1600.....	Coil—Heinze—4 Unit—Complete T. C.....	1	\$25.00	09		
K-1600.....	“ “ “ “ “ “.....	1	25.00		10	11
M-1600.....	“ “ “ “ “ “.....	1	25.00		10	11
F-1601.....	“ “ “ “ R. D. and P. T.....	1	25.00	09		
K-1601.....	“ “ “ “ “ “ “ “.....	1	25.00		10	11
M-1601.....	“ “ “ “ “ “ “ “.....	1	25.00		10	11

NOTE—Heinze Coil for Rd. and P. T. is the same as for T. C. except that the switch is inverted.  
NOTE—Below is a partial list of Heinze Coil Parts. Any Coil Part not contained in this list should be ordered direct from The Heinze Electric Company, Lowell, Massachusetts, or from one of their Agencies: The Weaver-Ebling Company, 2230 Broadway, New York; or the Waterhouse & Lester Company, San Francisco, Cal.

The numbers under the Heading "Symbol Number" are those used by the Heinze Electric Company.

## CASE PARTS

F-1610.....	Case.....	1	\$3.20	09		
K-1610.....	“.....	1	3.20		10	
M-1610.....	“.....	1	3.20			11
F-1611.....	Cover Hooks—Rights and Lefts.....	2	.04	09	10	11
K-1611.....	“ “ “ “ “ “.....	2	.04	09	10	11
M-1611.....	“ “ “ “ “ “.....	2	.04	09	10	11
F-1612.....	“ Locking Cam.....	2	.06	09	10	11
K-1612.....	“ “ “ “.....	2	.06	09	10	11
M-1612.....	“ “ “ “.....	2	.06	09	10	11
F-1613.....	Secondary Terminal Connection.....	4	.05	09	10	11
K-1613.....	“ “ “ “.....	4	.05	09	10	11
M-1613.....	“ “ “ “.....	4	.05	09	10	11
F-1614.....	Screw Cup for High Tension Terminal.....	4	.15	09	10	11
K-1614.....	“ “ “ “ “ “.....	4	.15	09	10	11
M-1614.....	“ “ “ “ “ “.....	4	.15	09	10	11
F-1615.....	“ Plug for High Tension Terminal.....	4	.20	09	10	11
K-1615.....	“ “ “ “ “ “.....	4	.20	09	10	11
M-1615.....	“ “ “ “ “ “.....	4	.20	09	10	11
F-1616.....	Cover for Case.....	1	2.00	09	10	11
K-1616.....	“ “ “ “.....	1	2.00	09	10	11
M-1616.....	“ “ “ “.....	1	2.00	09	10	11

## UNIT CAP

F-1617.....	Adjusting Nut with Ratchet.....	4	\$0.15	09	10	11
K-1617.....	“ “ “ “.....	4	.15	09	10	11
M-1617.....	“ “ “ “.....	4	.15	09	10	11
F-1618.....	Unit Cap—Frosted.....	4	.25	09	10	11
K-1618.....	“ “ “ “.....	4	.25	09	10	11
M-1618.....	“ “ “ “.....	4	.25	09	10	11
F-1619.....	“ “ Fibre Insulator.....	4	.10	09	10	11
K-1619.....	“ “ “ “.....	4	.10	09	10	11
M-1619.....	“ “ “ “.....	4	.10	09	10	11

When ordering parts give car number at all times.

## Repair Parts Price List

129

Model Number	NAME OF ASSEMBLY OR PART.	Number per Car.	Price				
F -1620	Contact Bar with Platinum Point	4	<b>\$0.90</b>	09	10	11	
K -1620	" " " " " "	4	<b>.90</b>	09	10	11	
M-1620	" " " " " "	4	<b>.90</b>	09	10	11	
F -1621	" " Terminal	4	<b>.10</b>	09	10	11	
K -1621	" " " " " "	4	<b>.10</b>	09	10	11	
M-1621	" " " " " "	4	<b>.10</b>	09	10	11	
F -1622	Resting Block with Ratchet Spring	4	<b>.15</b>	09	10	11	
K -1622	" " " " " "	4	<b>.15</b>	09	10	11	
M-1622	" " " " " "	4	<b>.15</b>	09	10	11	
F -1623	Vibrator—Complete with Platinum Spring	4	<b>.90</b>	09	10	11	
K -1623	" " " " " "	4	<b>.90</b>	09	10	11	
M-1623	" " " " " "	4	<b>.90</b>	09	10	11	
F -1624	Adjusting Screw	4	<b>.10</b>	09	10	11	
K -1624	" " " " " "	4	<b>.10</b>	09	10	11	
M-1624	" " " " " "	4	<b>.10</b>	09	10	11	
F -1625	High Tension Terminal	4	<b>.15</b>	09	10	11	
K -1625	" " " " " "	4	<b>.15</b>	09	10	11	
M-1625	" " " " " "	4	<b>.15</b>	09	10	11	
F -1626	Unit Complete	4	<b>8.20</b>	09			
K -1626	" " (Specify Male or Female)	4	<b>8.20</b>		10	11	
M-1626	" " " " " "	4	<b>8.20</b>		10	11	
<b>SWITCH</b>							
F -1627	Switch Base	1	<b>\$0.20</b>	09	10	11	
K -1627	" " " " " "	1	<b>.20</b>	09	10	11	
M-1627	" " " " " "	1	<b>.20</b>	09	10	11	
K -1628	Kick Switch Cover	1	<b>.25</b>		10	11	
M-1628	" " " " " "	1	<b>.25</b>		10	11	
M-1629	" " " " with Inverted Letters	1	<b>.25</b>		10	11	
K -1629	" " " " " "	1	<b>.25</b>		10	11	
K -1630	" " Sub Base	1	<b>.20</b>		10	11	
M-1630	" " " " " "	1	<b>.20</b>		10	11	
K -1631	" " " " with Inverted Letters	1	<b>.20</b>		10	11	
M-1631	" " " " " "	1	<b>.20</b>		10	11	
K -1632	" " Lever Complete	1	<b>.40</b>		10	11	
M-1632	" " " " " "	1	<b>.40</b>		10	11	
K -1633	" " Plug	1	<b>.15</b>		10	11	
M-1633	" " " " " "	1	<b>.15</b>		10	11	
F -1634	Rosette Switch Cover	1	<b>.20</b>	09			
F -1635	Switch Spring	1	<b>.15</b>	09	10	11	
K -1635	" " " " " "	1	<b>.15</b>	09	10	11	
M-1635	" " " " " "	1	<b>.15</b>	09	10	11	

Read instructions on pages 5 and 6.



Model Number	NAME OF ASSEMBLY OR PART.	Number per Car.	Price	
F-1636.....	Rosette Type Switch Ring.....	1	\$0.15	09
K-1637.....	Kick Switch Lever Knob—Complete.....	1	.15	10 11
M-1637.....	“ “ “ “ “ “ .....	1	.15	10 11
K-1638.....	Switch Lever Knob Screw ( $\frac{1}{4} \times 24 \times \frac{1}{2}$ ).....	1	.10	10 11
M-1638.....	“ “ “ “ “ “ ( $\frac{1}{4} \times 24 \times \frac{1}{2}$ ) .....	1	.10	10 11

**COIL—JACOBSON-BRANDOW**

K-1640.....	Coil—Jacobson-Brandow—4 Unit—Complete T. C.....	1	\$25.00	10 11
M-1640.....	“ “ “ “ “ “ .....	1	25.00	10 11
K-1641.....	“ “ “ “ “ “ Rd. and P. T.....	1	25.00	10 11
M-1641.....	“ “ “ “ “ “ .....	1	25.00	10 11

NOTE—Jacobson-Brandow Coil, for Rd. and P. T., is the same as for T. C., except that the switch is inverted.

Following is a List of Jacobson-Brandow Coil Parts. Any Coil Part not contained in this List should be ordered direct from the Jacobson-Brandow Company, Pittsfield, Mass.

The numbers under the Heading “Jacobson-Brandow Number” and the names are those used by the Jacobson-Brandow Company.

K-1642.....	Coil Case Complete.....	1	6.50	10 11
M-1642.....	“ “ “ “ “ “ .....	1	6.50	10 11
K-1643.....	“ “ Less Switch .....	1	5.00	10 11
M-1643.....	“ “ “ “ “ “ .....	1	5.00	10 11
K-1644.....	Porcelains .....	7	.05	10 11
M-1644.....	“ “ “ “ “ “ .....	7	.05	10 11
K-1645.....	Cup .....	4	.20	10 11
M-1645.....	“ “ “ “ “ “ .....	4	.20	10 11
K-1646.....	Threaded Insulator .....	4	.20	10 11
M-1646.....	“ “ “ “ “ “ .....	4	.20	10 11
K-1647.....	Blued Back Post .....	2	.20	10 11
M-1647.....	“ “ “ “ “ “ .....	2	.20	10 11
K-1647-a.....	“ “ “ Nut .....	2	.05	10 11
M-1647-a.....	“ “ “ “ “ “ .....	2	.05	10 11
K-1648.....	“ Nut .....	2	.08	10 11
M-1648.....	“ “ “ “ “ “ .....	2	.08	10 11
K-1649.....	“ “ “ “ “ “ .....	2	.06	10 11
M-1649.....	“ “ “ “ “ “ .....	2	.06	10 11
K-1650.....	“ Washer .....	2	.07	10 11
M-1650.....	“ “ “ “ “ “ .....	2	.07	10 11
K-1651.....	Binding Nut .....	7	.06	10 11
M-1651.....	“ “ “ “ “ “ .....	7	.06	10 11
K-1652.....	Vibrator .....	4	1.00	10 11
M-1652.....	“ “ “ “ “ “ .....	4	1.00	10 11
K-1653.....	“ Block .....	4	.05	10 11
M-1653.....	“ “ “ “ “ “ .....	4	.05	10 11

When ordering parts give car number at all times.

## Repair Parts Price List

131

Model Number	NAME OF ASSEMBLY OR PART,	Number per Car.	Price		
K-1654.....	Vibrator Clamp .....	4	\$0.05	10	11
M-1654.....	" .....	4	.05	10	11
K-1655.....	Bridge .....	4	.75	10	11
M-1655.....	" .....	4	.75	10	11
K-1656.....	Battery Stem .....	3	.05	10	11
M-1656.....	" .....	3	.05	10	11
K-1657.....	Timer Stem .....	4	.05	10	11
M-1657.....	" .....	4	.05	10	11
K-1658.....	Battery and Timer Stem Nut.....	7	.02	10	11
M-1658.....	" .....	7	.02	10	11
K-1659.....	Rubber Gasket .....	4	.02	10	11
M-1659.....	" .....	4	.02	10	11
K-1660.....	High Tension Stem .....	4	.05	10	11
M-1660.....	" .....	4	.05	10	11
K-1661.....	Fiber Nut .....	4	.10	10	11
M-1661.....	" .....	4	.10	10	11
K-1662.....	" Washer (Threaded) .....	4	.08	10	11
M-1662.....	" .....	4	.08	10	11
K-1663.....	" " .....	4	.08	10	11
M-1663.....	" " .....	4	.08	10	11
K-1664.....	Unit (Complete) .....	4	9.00	10	11
M-1664.....	" .....	4	9.00	10	11
K-1665.....	" (Less Plate and Vibrator).....	4	7.00	10	11
M-1665.....	" .....	4	7.00	10	11
K-1666.....	Fiber Plate (Complete with Vibrator and Bridge).....	4	3.00	10	11
M-1666.....	" .....	4	3.00	10	11
K-1667.....	Switch Complete .....	1	2.25	10	11
M-1667.....	" .....	1	2.25	10	11
K-1668.....	" Plug .....	1	.25	10	11
M-1668.....	" .....	1	.25	10	11
K-1669.....	Bent Terminal .....	4	.05	10	11
M-1669.....	" .....	4	.05	10	11

## WIRING SYSTEM—MISCELLANY

F-1675.....	Secondary Cable Block Bracket.....	2	\$0.35	09	
K-1675.....	" " Tube Bracket .....	2	.45	10	
M-1675.....	" " " " .....	2	.45		11
K-1676.....	" " " " Nut .....	2	per doz. .30	10	
M-1676.....	" " " " .....	2	.30		11
F-1677.....	" " Block Bracket Clamp Screw (10x30x $\frac{3}{8}$ ).....	2	.03	09	
M-1677.....	" " Tube Bracket Clamp Screw (10x30x $\frac{3}{8}$ ).....	2	.03		11

Read instructions on pages 5 and 6.

Model Number	NAME OF ASSEMBLY OR PART	Number per Car.	Price		
F-1678.....	Secondary Cable Block "Front" (two holes) Fiber.....	1	\$0.10	09	
K-1678.....	" " Tube (Brass) with Brackets.....	1	5.00		10
M-1678.....	" " (Black Fiber) .....	1	1.50		11
F-1679.....	" " Block "Rear" (four holes).....	1	.10	09	
K-1679.....	" " End "Front" (Hard Rubber).....	1	.20		10
M-1679.....	" " (Fiber) .....	1	.10		11
M-1680.....	" " " " "Rear" (Fiber) .....	1	.10		11
F-1681.....	Cable Tube (Magneto to Cylinder).....	1	.50	09	
K-1681.....	" " (Part of K-1678).....	1			
M-1681.....	" " " " " " .....	1	.50		11
F-1682.....	" " " " " Bracket Screw .....	1	per doz. .25	09	
F-1683.....	" " " " " End (Hard Rubber) .....	2	.10	09	
F-1684.....	Secondary Cable—Coil to Spark Plug with Terminals (Cyl. No. 1) "Front".....	1	.60	09	
K-1684.....	" " " " " " " " " (Cyl. No. 1) "Front".....	1	.60		10
M-1684.....	" " " " " " " " " (Cyl. No. 1) "Front".....	1	.60		11
F-1685.....	" " " " " " " " " (Cyl. No. 2).....	1	.60	09	
K-1685.....	" " " " " " " " " (Cyl. No. 2).....	1	.60		10
M-1685.....	" " " " " " " " " (Cyl. No. 2).....	1	.60		11
F-1686.....	" " " " " " " " " (Cyl. No. 3).....	1	.60	09	
K-1686.....	" " " " " " " " " (Cyl. No. 3).....	1	.60		10
M-1686.....	" " " " " " " " " (Cyl. No. 3).....	1	.60		11
F-1687.....	" " " " " " " (Cyl. No. 4) "Rear" .....	1	.60	09	
K-1687.....	" " " " " " " (Cyl. No. 4) .....	1	.60		10
M-1687.....	" " " " " " " (Cyl. No. 4) .....	1	.60		11
F-1688.....	Primary Two-way Cable—Coil to Battery (60").....	1	1.60	09	
K-1688.....	" " " " " " " (54") .....	1	1.50		10
M-1688.....	" " " " " " " (71") .....	1	2.00		11
M-1689.....	Battery Cable Coil to Slip Connection (Two-way Cable) with ½ conn.....	2	.50		11
F-1690.....	Primary Four-way Cable—Coil to Timer.....	1	2.25	09	
K-1690.....	" Five-way Cable—Coil to Timer.....	1	2.50		10
M-1690.....	" Six-way Cable—5 Coil to Timer, 1 Coil to Mag.....	1	2.75		11
F-1691.....	" Cable—Timer to Pump Gear Case Cover (Ground).....	1	.15	09	
K-1691.....	" " Coil to Timer (See K-1690).....	1			
M-1691.....	" " (See M-1690) .....	1			
F-1692.....	" " Magneto to Coil (Ground) (22").....	1	.25	09	
K-1692.....	" " (21") .....	1	.25		10
M-1692.....	" " (See M-1690) .....	1			
F-1693.....	" " Coil to Trans. Case (Ground) (18").....	1	.25	09	
F-1694.....	Secondary Cable—Magneto to Spark Plug (No. 1 Cyl. "Front") (24").....	1	.45	09	
K-1694.....	" " (No. 1 Cyl. "Front") (45").....	1	.60		10
M-1694.....	" " (No. 1 Cyl. "Front") (25½").....	1	.45		11

When ordering parts give car number at all times.

## Repair Parts Price List

133

Model Number	NAME OF ASSEMBLY OR PART.	Number per Car.	Price		
F-1695.....	Secondary Cable—Magneto to Spark Plug (No. 2 Cyl.) (24")	1	\$0.45	09	
K-1695.....	" " " " " " (No. 2 Cyl.) (45")	1	.60	10	
M-1695.....	" " " " " " (No. 2 Cyl.) (21½")	1	.45		11
F-1696.....	" " " " " " (No. 3 Cyl.) (24")	1	.45	09	
K-1696.....	" " " " " " (No. 3 Cyl.) (36")	1	.60	10	
M-1696.....	" " " " " " (No. 3 Cyl.) (20")	1	.45		11
F-1697.....	" " " " " " (No. 4 Cyl.) (24")	1	.45	09	
K-1697.....	" " " " " " (No. 4 Cyl.) (36")	1	.60	10	
M-1697.....	" " " " " " (No. 4 Cyl.) (24")	1	.45		11
F-1698.....	Primary Cable Clip (Two-way) Brass	1	.10	09	
M-1698.....	" " Cleat (Two-way) Fiber	1	.10		11
F-1699.....	" " " (Four-way) Brass	1	.10	09	
M-1699.....	" " " (Six-way) Brass	2	.15		11
M-1700.....	" " " (Three Cables)	3	.15		11
M-1701.....	" " " (Eight Cables)	1	.20		11
M-1702.....	" " " (Two Cables)	3	.10		11
M-1703.....	" " " (Four Cables)	2	.15		11

## WIRING SYSTEM—MISCELLANY—RD. &amp; P. T.

Same as for T. C. except as follows:

F-1710.....	Primary Two-way Cable—(Coil to Battery) (68")	1	\$1.75	09	
K-1710.....	" " " " " " (79")	1	2.00	10	
M-1710.....	" " " " " " (84")	1	2.25		11
F-1711.....	Secondary Cable Cyl. No. 1	1	.50	09	
F-1712.....	" " " No. 2	1	.60	09	

## TERMINAL MISCELLANY

F-1720.....	Secondary Cable Terminal (9-A)	4	\$0.10	09	
K-1720.....	" " " End	4	.10	10	
M-1720.....	" " " "	4	.10		11
K-1721.....	" " " Sleeve	4	.15	10	
M-1721.....	" " " "	4	.15		11
F-1722.....	Primary Two-way Cable Terminal (Rajah No. 13)	2	.10	09	
K-1722.....	" " " " " "	2	.10	10	
M-1722.....	" " " " " (½ Connection)	2	.20		11
M-1722-a....	Battery Cable Terminal (½ Connection)	1	.20		11
M-1723.....	Primary Two-way Cable Terminal (Rajah)	2	.20		11
F-1724.....	Battery Four-way Cable Terminal (Rajah)	4	.10	09	
F-1724-a....	" " " " " "	4	.10	09	
K-1725.....	" Five-way Cable Terminal (Rajah)	6	.10	10	
K-1725.....	" " " " " "	4	.10	10	

Read instructions on pages 5 and 6.

Model Number	NAME OF ASSEMBLY OR PART.	Number per Car.	Price	
M-1726.....	Battery Six-way Cable Terminal (Rajah).....	7	\$0.10	11
M-1726-a.....	.....	5	.10	11
F-1727.....	Secondary Cable Terminal—Mag. to Spark Plug (Mag. End Complete).....	4	.20	09
F-1727-a.....	..... (Plug " " ).....	4	.10	09
K-1728.....	..... (Mag. " " ).....	4	.10	10
K-1728-a.....	..... (Plug " " ).....	4	.20	10
M-1729.....	..... (Mag. " " ).....	4	.10	11
M-1729-a.....	..... (Plug " " ).....	4	.20	11
F-1730.....	Primary Cable—Magneto to Coil—(Ground) Terminal.....	2	.10	09
K-1731.....	.....	2	.10	10
F-1732.....	Coil to Trans. Case (Ground) Terminal.....	1	.10	09
F-1733.....	.....	1	.10	09

BATTERIES

F-1740.....	Battery—Storage—Michigan .....	1	\$12.50	09
K-1740.....	..... Exide .....	1	15.00	10
M-1740.....	.....	1	15.00	11
F-1741.....	Box—Complete .....	1	3.50	09
K-1741.....	.....	1	5.00	10
M-1741.....	.....	1	4.00	11
F-1742.....	Strap .....	1	.50	09
K-1742.....	Catch "Upper" Assembled.....	1	.85	10
K-1742-a.....	" " "Lower" .....	1	.35	10
K-1742-b.....	" " "Rivets" .....	6	per lb. .20	10
M-1742.....	Cover Spring .....	1	.10	11
M-1742-a.....	" " "Rivets" .....	2	per doz. .10	11
F-1743.....	Anchor Plate .....	2	.05	09
K-1743.....	.....	2	.05	10
M-1743.....	Angle Support .....	2	.15	11
M-1744.....	" " Rivet .....	14	per doz. .10	11
F-1745.....	Anchor Bolt (5/16x1 3/4").....	4	.45	09
K-1745.....	" " (3/8x1 3/4") .....	4	.45	10
M-1745.....	Angle Support Screw .....	10	.10	11
F-1746.....	Anchor Bolt Nut .....	8	.35	09
K-1746.....	.....	4	.35	10
K-1747.....	" " " Lock-washer .....	4	per 100 .50	10
K-1748.....	Padlock .....	1	1.00	10
M-1749.....	Cover .....	1	1.00	11
M-1750.....	Wedge .....	1	.05	11

When ordering parts give car number at all times.

## Repair Parts Price List

135

## RADIATOR ASSEMBLY

Consists of parts to 1768 inclusive.

Model Number	NAME OF ASSEMBLY OR PART.	Number per Car.	Price			
F-1760.....	Radiator Complete .....	1	\$50.00	09		
K-1760.....	" " .....	1	55.00		10	
M-1760.....	" " .....	1	55.00			11
F-1761.....	" Filler Cap .....	1	.95	09		
K-1761.....	" " " .....	1	.95		10	11
M-1761.....	" " " .....	1	.95		10	11
F-1762.....	" " Screen .....	1	.30	09		
K-1762.....	" " " .....	1	.30		10	11
M-1762.....	" " " .....	1	.30		10	11
F-1763.....	" Monogram Plate .....	1	.60	09		
K-1763.....	" " " .....	1	.60		10	11
M-1763.....	" " " .....	1	.60		10	11
F-1764.....	" Trunion .....	2	.80	09	10	
K-1764.....	" " .....	2	.80	09	10	
M-1764.....	" Bracket R. H. ....	1	2.00			11
M-1765.....	" " L. H. ....	1	2.00			11
F-1766.....	" Tie Rod Anchor (on Radiator).....	1	.50	09	10	11
K-1766.....	" " " " " .....	1	.50	09	10	11
M-1766.....	" " " " " .....	1	.50	09	10	11
F-1767.....	" Cock for Union Nut ( $\frac{1}{4}$ to $\frac{3}{8}$ ").....	1	.75	09	10	11
K-1767.....	" " " " " ( $\frac{1}{4}$ to $\frac{3}{8}$ ").....	1	.75	09	10	11
M-1767.....	" " " " " ( $\frac{1}{4}$ to $\frac{3}{8}$ ").....	1	.75	09	10	11
F-1768.....	" Drain Cock ( $\frac{1}{4}$ ").....	1	.60	09	10	11
K-1768.....	" " " ( $\frac{1}{4}$ ").....	1	.60	09	10	11
M-1768.....	" " " ( $\frac{1}{4}$ ").....	1	.60	09	10	11
F-1769.....	Water Inlet Hose ( $\frac{3}{4}$ ").....	1	.25	09	10	11
K-1769.....	" " " ( $\frac{3}{4}$ ").....	1	.25	09	10	11
M-1769.....	" " " ( $\frac{3}{4}$ ").....	1	.25	09	10	11
F-1770.....	" Outlet Hose (1") .....	1	.25	09	10	11
K-1770.....	" " " (1") .....	1	.25	09	10	11
M-1770.....	" " " (1") .....	1	.25	09	10	11
F-1771.....	" Inlet Hose Clamp ( $\frac{3}{4}$ ").....	2	.10	09	10	11
K-1771.....	" " " ( $\frac{3}{4}$ ").....	2	.10	09	10	11
M-1771.....	" " " ( $\frac{3}{4}$ ").....	2	.10	09	10	11
F-1772.....	" Outlet Hose Clamp (1").....	2	.10	09	10	11
K-1772.....	" " " (1") .....	2	.10	09	10	11
M-1772.....	" " " (1") .....	2	.10	09	10	11
F-1773.....	" Pipe Cylinder to Carburetor.....	1	1.00	09		
K-1773.....	" " " " .....	1	1.00		10	11
M-1773.....	" " " " .....	1	1.00		10	11
F-1774.....	" " Carburetor to Radiator.....	1	1.00	09		
K-1774.....	" " " " .....	1	1.00		10	11
M-1774.....	" " " " .....	1	1.00		10	11

Read instructions on pages 5 and 6.

## RADIATOR TIE ROD ASSEMBLY

Consists of parts to 1774 inclusive.

Model Number	NAME OF ASSEMBLY OR PART.	Number per Car.	Price			
F-1775.....	Radiator Tie Rod Assembly .....	1	\$1.00	09		
K-1775.....	" " " " .....	1	1.00		10	11
M-1775.....	" " " " .....	1	1.00		10	11
F-1776.....	" " " " .....	1	.20	09		
K-1776.....	" " " " .....	1	.20		10	11
M-1776.....	" " " " .....	1	.20		10	11
F-1777.....	" " " " Adj. Clevis .....	1	.60	09	10	11
K-1777.....	" " " " " " .....	1	.60		09	10
M-1777.....	" " " " " " .....	1	.60		09	10
F-1778.....	" " " " " " Lock Nut .....	1	.05	09	10	11
K-1778.....	" " " " " " " " .....	1	.05		09	10
M-1778.....	" " " " " " " " .....	1	.05		09	10
F-1779.....	" " " " " " Pin .....	2	.05	09	10	11
K-1779.....	" " " " " " " " .....	2	.05		09	10
M-1779.....	" " " " " " " " .....	2	.05		09	10

## DASH ASSEMBLY T. C.

Consists of parts to 1787 inclusive.

F-1780.....	Dash Assembly T. C. (State "Walnut" or "Mahogany").....	1	\$15.00	09		
K-1780.....	" " " " .....	1	15.00		10	
M-1780.....	" " " " .....	1	15.00			11
F-1781.....	" " " " .....	1	6.00	09		
K-1781.....	" " " " .....	1	6.00		10	
M-1781.....	" " " " .....	1	6.00			11
F-1782.....	" Moulding .....	1	1.50	09		
K-1782.....	" " " " .....	1	1.50		10	
M-1782.....	" " " " .....	1	1.50			11
F-1783.....	" Bonnet Ledge .....	1	3.75	09		
K-1783.....	" " " " .....	1	3.75		10	
M-1783.....	" " " " ("with Leather Facing").....	1	3.75			11
K-1784.....	" Facing .....	1	1.60		10	
M-1784.....	" " " " .....	1	1.60			11
F-1785.....	" to Radiator Tie Rod Anchor.....	1	.35	09	10	
K-1785.....	" " " " " " " " .....	1	.35		09	10
M-1785.....	" " " " " " " " (See Sight Feed Assembly, page 139).....	1	1.50			11
F-1786.....	" " " " " " Bolt (5/16x24x1½") .....	2	.05	09	10	
K-1786.....	" " " " " " " (5/16x24x1½") .....	2	.05		09	10
F-1787.....	" Ledge Screw .....	12	per doz. .10	09		11
K-1787.....	" Bolt .....	8	" " .10		10	
M-1787.....	" Screw .....	12	" " .10		09	11

## DASH ASSEMBLY RD. &amp; P. T.

F-1790.....	Dash, Rd. & P. T. (Aluminum Hooded).....	1	\$15.00	09		
K-1790.....	" " " " " " " " .....	1	15.00		10	
M-1790.....	" " " " " " " " .....	1	15.00			11

When ordering parts give car number at all times.

## Repair Parts Price List

137

Model Number	NAME OF ASSEMBLY OR PART.	Number per Car.	Price		
F -1800.....	Dash Brace R. H. ....	1	\$0.75	09	
K -1800.....	" " " " .....	1	.75		10
M-1800.....	" " " " .....	1	.75		11
F -1801.....	" " L. H. ....	1	.75	09	
K -1801.....	" " " " .....	1	.75		10
M-1801.....	" " " " .....	1	.75		11
F -1802.....	" " Bolt .....	4	per doz. .45	09	
K -1802.....	" " " " .....	6	" " .45		10 11
M-1802.....	" " " " .....	4	" " .45		10 11
F -1803.....	" " " Nut .....	4	per doz. .30	09	
K -1803.....	" " " " .....	6	" " .25		10 11
M-1803.....	" " " " .....	4	" " .25		10 11
F -1804.....	" " " Lock-washer .....	4	per 100 .50	09	
K -1804.....	" " " " .....	6	" " .45		10 11
M-1804.....	" " " " .....	4	" " .45		10 11
F -1805.....	" " " Plain Washer (Brass) .....	2	.03	09	
K -1805.....	" " " " .....	2	.J3		10 11
M-1805.....	" " " " .....	2	.03		10 11
F -1806.....	" Lamp Bracket R. H. or L. H. ....	2	1.00	09	
K -1806.....	" " " " .....	2	1.00		10
M-1806.....	" " " " .....	1	1.00		11
M-1807.....	" " " L. H. ....	1	1.00		11
K -1808.....	" " " Support R. H. ....	1	1.00		10
K -1809.....	" " " " L. H. ....	1	1.00		10
F -1810.....	" " " Bolt (3/8x24x13/4") .....	2	per doz. .45	09	
K -1810.....	" " " Support Bolt (5/16x24x13/4") .....	8	" " .45		10
M-1810.....	" " " Bolt .....	4	" " .45		11
F -1811.....	" " " " Nut .....	2	" " .30	09	
K -1811.....	" " " Support Bolt Nut .....	8	" " .25		10
M-1811.....	" " " Bolt Nut .....	4	" " .25		11
F -1812.....	" " " " Lock-washer .....	2	per 100 .50	09	
K -1812.....	" " " Support Bolt Nut Lock-washer .....	8	" " .45		10
M-1812.....	" " " Bolt Nut Lock-washer .....	4	" " .50		11
F -1813.....	" " " " Plain Washer (Brass) .....	2	" " .50	09	
K -1813.....	" " " Support Bolt Plain Washer (Brass) .....	8	" " .50		10
M-1813.....	" " " Bolt Plain Washer (Brass) .....	4	" " .50		11
K -1814.....	" " " Nut .....	2	per doz. .40		10
K -1815.....	" " " " Lock-washer .....	2	per 100 .65		10
K -1816.....	" " " Spacer (Not used with Wind-shield) .....	2	.10		10 11
M-1816.....	" " " " " " .....	2	.10		10 11

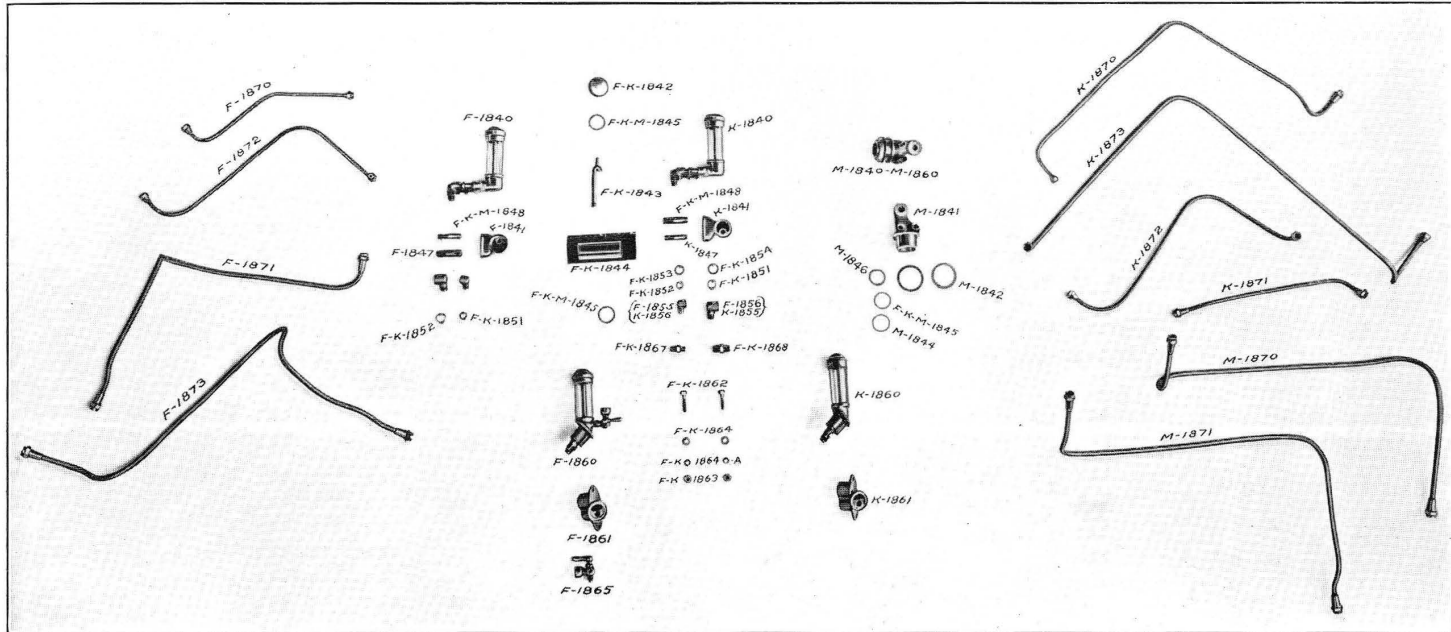
Read instructions on pages 5 and 6.



Model Number		DASH MISCELLANY—"RD. P. T."				Number per Car.	Price			
		NAME OF ASSEMBLY OR PART.								
F-1820	.....	Dash Lamp Bracket R. H.				1	\$1.00	09		
K-1820	.....	" " " "				1	1.00		10	
M-1820	.....	" " " "				1	1.00			11
F-1821	.....	" " " L. H.				1	1.00	09		
K-1821	.....	" " " "				1	1.00		10	
M-1821	.....	" " " "				1	1.00			11
F-1822	.....	" " " Bolt (3/8x16x1")				4	per doz. .40	09		
K-1822	.....	" " " " (3/8x16x1 1/4")				4	" " .40		10	11
M-1822	.....	" " " " (3/8x16x1 1/4")				4	" " .40		10	11
F-1823	.....	" " " " Lock-washer				4	per 100 .50	09	10	11
K-1823	.....	" " " " " "				4	" " .50		09	10 11
M-1823	.....	" " " " " "				4	" " .50		09	10 11
F-1824	.....	" to Radiator Tie Rod Anchor Bolt (5/16x18x1 1/2")				2	per doz. .40	09	10	
K-1824	.....	" " " " " (5/16x18x1 1/2")				2	" " .40		09	10
F-1825	.....	" Tie Rod Anchor Bolt Nut				2	" " .25	09	10	
K-1825	.....	" " " " " "				2	" " .25		09	10
F-1826	.....	" " " " " Lock-washer				2	per 100 .45	09	10	
K-1826	.....	" " " " " "				2	" " .45		09	10

When ordering parts give car number at all times.

Repair Parts Price List



## Sight Feed Oiler Assembly

TOURING CAR

Consists of parts to 1856 inclusive.

Model Number	NAME OF ASSEMBLY OR PART	Number per Car.	Price		
F-1840.....	Sight Feed Oiler Assembly.....	1	\$3.80	09	
K-1840.....	" " " ".....	1	3.80		10
M-1840.....	" " " ".....	1	2.50		11
F-1841.....	" " Body.....	1	1.00	09	
K-1841.....	" " " ".....	1	1.00		10
M-1841.....	" " " (Radiator Tie Rod Anchor).....	1	1.50		11
F-1842.....	" " " Cap Nut.....	1	.50	09	10
K-1842.....	" " " ".....	1	.50	09	10
M-1842.....	" " " ".....	1	.40		11

Read instructions on pages 5 and 6.



*Repair Parts Price List*

Model Number	NAME OF ASSEMBLY OR PART.	Number per Car.	Price		
F-1863.....	Sight Feed Oiler Body Bolt Nut.....	2	per doz. \$0.25	09	10
K-1863.....	" " " " " " " ".....	2	per doz. .25	09	10
F-1864.....	" " " " " " Plain Washer.....	2	.02	09	10
K-1864.....	" " " " " " " ".....	2	.02	09	10
F-1864-a.....	" " " " " " Lock-washer.....	2	.02	09	10
K-1864-a.....	" " " " " " " ".....	2	.02	09	10
F-1865.....	" " " Priming Cup.....	1	.60	09	
F-1866.....	" " " Inlet Pipe Union (1/8 to 5/16").....	1	.10	09	10
K-1866.....	" " " " " " (1/8 to 5/16").....	1	.10	09	10
F-1867.....	" " " Outlet Pipe Union (1/4 to 3/8").....	1	.10	09	10
K-1867.....	" " " " " " (1/4 to 3/8").....	1	.10	09	10
<b>SIGHT FEED OILER MISCELLANY</b>					
F-1870.....	Sight Feed Inlet Pipe T. C.....	1	\$0.40	09	
K-1870.....	" " " " " " " ".....	1	.40		10
M-1870.....	" " " " " " " ".....	1	.40		11
F-1871.....	" " " " Rd. & P. T.....	1	.50	09	
K-1871.....	" " " " " " " ".....	1	.50		10
M-1871.....	" " " " " " " ".....	1	.50		11
F-1872.....	" " " Outlet Pipe T. C.....	1	.60	09	
K-1872.....	" " " " " " " ".....	1	.60		10
M-1872.....	" " " " " " " ".....	1	.60		11
F-1873.....	" " " " Rd. & P. T.....	1	.80	09	
K-1873.....	" " " " " " " ".....	1	.80		10
M-1873.....	" " " " " " " ".....	1	.80		11
<b>BONNET MISCELLANY</b>					
F-1880.....	Bonnet—Unpainted.....	1	\$12.00	09	
K-1880.....	" " " " " " " ".....	1	12.00		10
M-1880.....	" " " " " " " ".....	1	12.00		11
(Extra for painting—\$3.50—"State Color")					
F-1881.....	Bonnet Base Strip R. H. T. C.....	1	1.00	09	
K-1881.....	" " " " " " " ".....	1	1.00		10
M-1881.....	" " " " " " " ".....	1	1.00		11
F-1882.....	" " " L. H. T. C.....	1	1.00	09	
K-1882.....	" " " " " " " ".....	1	1.00		10
M-1882.....	" " " " " " " ".....	1	1.00		11
F-1883.....	" " " R. H. Rd. & P. T.....	1	1.00	09	
K-1883.....	" " " " " " " ".....	1	1.00		10
M-1883.....	" " " " " " " ".....	1	1.00		11
F-1884.....	" " " L. H. Rd. & P. T.....	1	1.00	09	
K-1884.....	" " " " " " " ".....	1	1.00		10
M-1884.....	" " " " " " " ".....	1	1.00		11

Read instructions on pages 5 and 6.

Model Number	NAME OF ASSEMBLY OR PART.				Number per Car.	Price			
F-1885	Bonnet	Base	Strip	Bolt (Carriage)	6	\$0.05	09	10	11
K-1885	"	"	"	Brass	6	.05	09	10	11
M-1885	"	"	"	"	6	.05	09	10	11
F-1886	"	"	"	Nut	6	per doz. .25	09	10	11
K-1886	"	"	"	"	6	.25	09	10	11
M-1886	"	"	"	"	6	.25	09	10	11
F-1887	"	"	"	Lock-washer	6	per 100 .45	09	10	11
K-1887	"	"	"	"	6	.45	09	10	11
M-1887	"	"	"	"	6	.45	09	10	11
F-1888	"	"	"	Plain Washer (Brass)	6	.45	09	10	11
K-1888	"	"	"	"	6	.45	09	10	11
M-1888	"	"	"	"	6	.45	09	10	11
F-1889	"	Guide			2	.20	09		
K-1889	"	"			2	.20		10	
M-1889	"	"			2	.20			11
F-1890	"	"	Screw		8	per doz. .25	09	10	11
K-1890	"	"	"		8	.25	09	10	11
M-1890	"	"	"		8	.25	09	10	11
F-1891	"	Handle			2	.40	09	10	
K-1891	"	"			2	.40	09	10	
M-1891	"	"			2	.50			11
F-1892	"	"	Rivet		8	per lb. .10	09		
K-1892	"	"	Screw (14x20x1/2")		8	per 100 .40		10	
M-1892	"	"	" (1/4x1/2")		4	.40			11

## BONNET LOCK ASSEMBLY

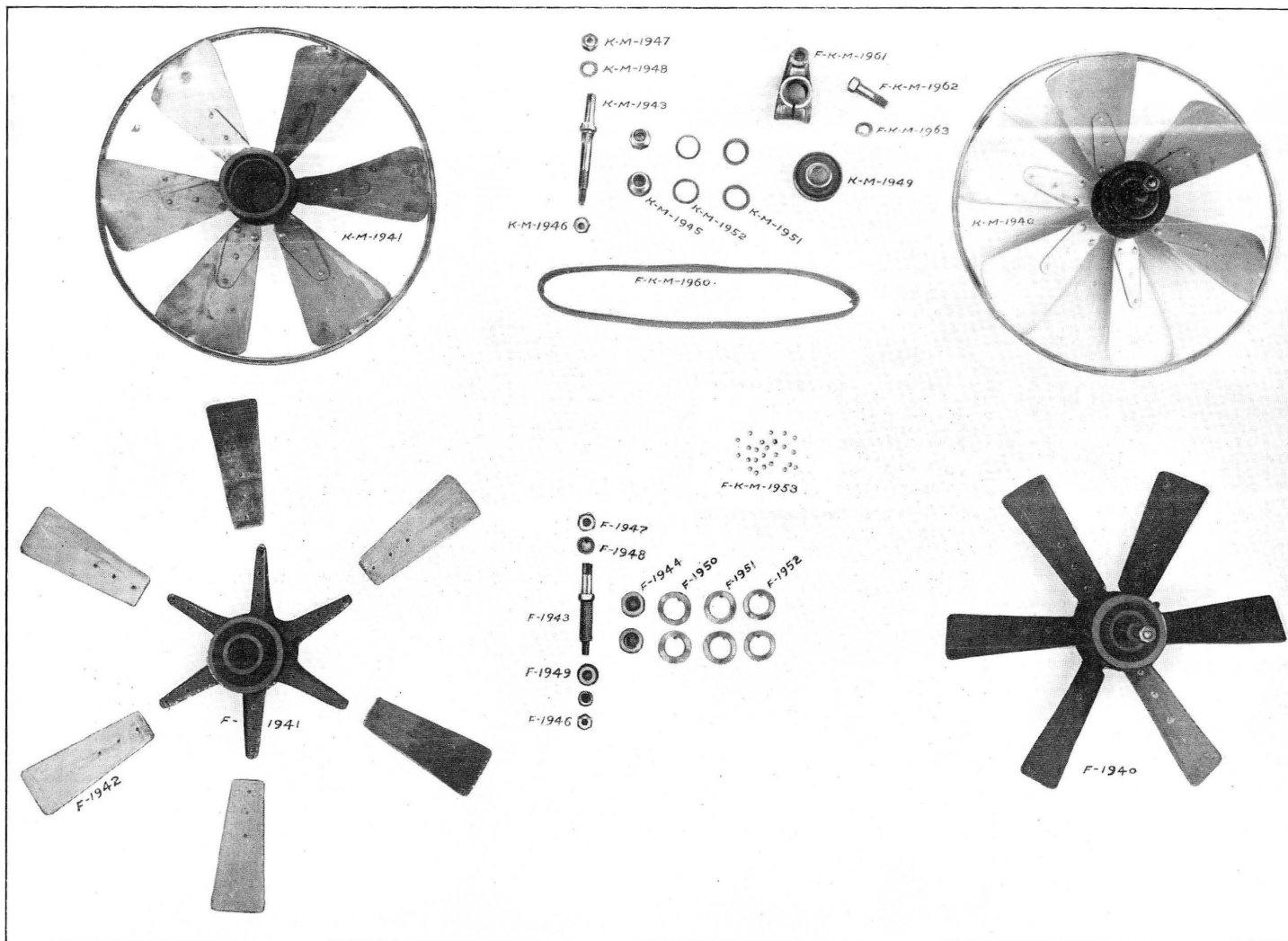
F-1895	Bonnet	Lock	Assembly		4	\$0.75	09		
K-1895	"	"	"		4	.75		10	
M-1895	"	"	"		4	1.00			11
F-1896	"	"			4	.30	09		
K-1896	"	"			4	.30		10	
F-1897	"	"	Spring		4	.10	09	10	
K-1897	"	"	"		4	.10	09	10	
F-1898	"	"	Washer		4	.03	09	10	
K-1898	"	"	"		4	.03	09	10	
F-1899	"	"	Guide		4	.30	09		
K-1899	"	"	"		4	.30		10	
M-1900	"	"	Thumb-nut Screw		4	.10			11
M-1901	"	"	Anchor Pin		4	.02			11
M-1902	"	"	"		4	.40			11
M-1903	"	"	Bracket		4	.40			11

When ordering parts give car number at all times.

*Repair Parts Price List*

Model Number	NAME OF ASSEMBLY OR PART.	Number per Car.	Price		
M-1904.....	Bonnet Lock Thumb-nut .....	4	\$0.05		11
M-1905.....	" " Anchor-nut .....	4	.03		11
M-1906.....	" " " " Washer .....	4	.02		11
M-1907.....	" " Bracket Bolt (3/4x1/2") Brass.....	12	.05		11
M-1908.....	" " " " Nut .....	12	per doz. .45		11
M-1909.....	" " " " Lock-washer .....	12	per 100 .45		11
<b>DUST PAN ASSEMBLY</b>					
F -1920.....	Dust Pan Assembly .....	1	\$9.50	09	
K -1920.....	" " " .....	1	9.50		10
M-1920.....	" " " .....	1	9.50		11
F -1921.....	" " (Detachable—Hangs under Motor).....	1	8.00	09	
K -1921.....	" " " " " " .....	1	8.00		10
M-1921.....	" " " " " " .....	1	8.00		11
M-1922.....	" " Door .....	1	.25		11
M-1923.....	" " " Lock .....	2	.05		11
F -1924.....	" " Lock Assembly .....	6	.25	09	10 11
K -1924.....	" " " " .....	6	.25	09	10 11
M-1924.....	" " " " .....	6	.25	09	10 11
F -1925.....	" " " .....	6	.15	09	10 11
K -1925.....	" " " .....	6	.15	09	10 11
M-1925.....	" " " .....	6	.15	09	10 11
F -1926.....	" " " Spring .....	6	.05	09	10 11
K -1926.....	" " " " .....	6	.05	09	10 11
M-1926.....	" " " " .....	6	.05	09	10 11
F -1927.....	" " " " Washer, 1/4" .....	6	per 100 .35	09	10 11
K -1927.....	" " " " " 1/4" .....	6	" " .35	09	10 11
M-1927.....	" " " " " 1/4" .....	6	" " .35	09	10 11
F -1928.....	" " " " " Cotter Pin .....	6	" " .10	09	10 11
K -1928.....	" " " " " " .....	6	" " .10	09	10 11
M-1928.....	" " " " " " .....	6	" " .10	09	10 11

Read instructions on pages 5 and 6.



Fan Assembly

## Repair Parts Price List

**Fan Assembly**

Consists of parts to 1953 inclusive.

Model Number	NAME OF ASSEMBLY OR PART.	Number per Car.	Price			
F-1940.....	Fan Assembly .....	1	<b>\$8.00</b>	09		
K-1940.....	“ “ .....	1	<b>8.00</b>		10	11
M-1940.....	“ “ .....	1	<b>8.00</b>		10	11
F-1941.....	“ Hub and Spider .....	1	<b>4.00</b>	09		
K-1941.....	“ “ “ “ and Blades Assem. (with Bearing Cups).....	1	<b>5.60</b>		10	11
M-1941.....	“ “ “ “ “ “ “ “ .....	1	<b>5.60</b>		10	11
F-1942.....	“ Blades .....	6	<b>.10</b>	09		
K-1942.....	“ “ (Not furnished separately) .....					
M-1942.....	“ “ “ “ .....					
F-1943.....	“ Shaft .....	1	<b>.50</b>	09		
K-1943.....	“ “ .....	1	<b>.50</b>		10	11
M-1943.....	“ “ .....	1	<b>.50</b>		10	11
F-1944.....	“ “ Cone .....	2	<b>.30</b>	09		
K-1944.....	“ “ “ Front (Left Hand Thread).....	1	<b>.30</b>		10	11
M-1944.....	“ “ “ “ “ “ “ “ .....	1	<b>.30</b>		10	11
K-1945.....	“ “ “ “ (Right Hand Thread).....	1	<b>.30</b>		10	11
M-1945.....	“ “ “ “ “ “ “ “ .....	1	<b>.30</b>		10	11
F-1946.....	“ “ Nut “Front” .....	1	per doz. <b>.30</b>	09	10	11
K-1946.....	“ “ “ “ “ “ “ “ .....	1	<b>.30</b>	09	10	11
M-1946.....	“ “ “ “ “ “ “ “ .....	1	<b>.30</b>	09	10	11
F-1947.....	“ “ “ “ “Rear” .....	1	<b>.05</b>	09	10	11
K-1947.....	“ “ “ “ “ “ “ “ .....	1	<b>.05</b>	09	10	11
M-1947.....	“ “ “ “ “ “ “ “ .....	1	<b>.05</b>	09	10	11
F-1948.....	“ “ “ “ Lock-washer .....	1	per 100 <b>.55</b>	09	10	11
K-1948.....	“ “ “ “ “ “ “ “ .....	1	<b>.55</b>	09	10	11
M-1948.....	“ “ “ “ “ “ “ “ .....	1	<b>.55</b>	09	10	11
F-1949.....	“ “ Ball Bearing Cup .....	1	<b>.20</b>	09		
K-1949.....	“ “ “ “ “Large .....	1	<b>.50</b>		10	11
M-1949.....	“ “ “ “ “ “ “ “ .....	1	<b>.50</b>		10	11
F-1949-a....	“ “ Bearing Cup—Small .....	1	<b>.20</b>	09		
K-1949-a....	“ “ “ “ “ “ “ “ .....	1	<b>.40</b>		10	11
M-1949-a....	“ “ “ “ “ “ “ “ .....	1	<b>.40</b>		10	11
F-1950.....	“ “ Ball Bearing Cone Thrust Washer.....	2	<b>.10</b>	09		
K-1950.....	“ “ “ “ “ “ “ “ .....	2	<b>.10</b>		10	11
M-1950.....	“ “ “ “ “ “ “ “ .....	2	<b>.10</b>		10	11
F-1951.....	“ “ “ “ “ Felt Washer .....	2	<b>.05</b>	09		
K-1951.....	“ “ “ “ “ “ “ “ .....	2	<b>.05</b>		10	11
M-1951.....	“ “ “ “ “ “ “ “ .....	2	<b>.05</b>		10	11
F-1952.....	“ “ “ “ “ Retaining Washer .....	2	<b>.05</b>	09		
K-1952.....	“ “ “ “ “ “ “ “ .....	2	<b>.05</b>		10	11
M-1952.....	“ “ “ “ “ “ “ “ .....	2	<b>.05</b>		10	11

Read instructions on pages 5 and 6.



				FAN MISCELLANY				
Model Number	NAME OF ASSEMBLY OR PART.			Number per Car.	Price			
F-1953.....	Fan	Shaft	Bearing Cup (1/4")	30	per doz.	\$0.15	09	10 11
K-1953.....	"	"	" (1/4")	26	" "	.15	09	10 11
M-1953.....	"	"	" (1/4")	26	" "	.15	09	10 11
F-1960.....	"	Belt		1		1.20	09	10 11
K-1960.....	"	"		1		1.20	09	10 11
M-1960.....	"	"		1		1.20	09	10 11
F-1961.....	"	Adjusting Lever		1		.40	09	10 11
K-1961.....	"	"		1		.40	09	10 11
M-1961.....	"	"		1		.40	09	10 11
F-1962.....	"	"	Clamp Bolt (1/2x20x1 3/4")	1	per doz.	.45	09	10 11
K-1962.....	"	"	" (1/2x20x1 3/4")	1	" "	.45	09	10 11
M-1962.....	"	"	" (1/2x20x1 3/4")	1	" "	.45	09	10 11
F-1963.....	"	"	" " " Lock-washer	1	per 100	.55	09	10 11
K-1963.....	"	"	" " " " " "	1	" "	.55	09	10 11
M-1963.....	"	"	" " " " " "	1	" "	.55	09	10 11

When ordering parts give car number at all times.



Model Number	NAME OF ASSEMBLY OR PART.					Number per Car.	Price			
F-2003.....	Accelerator	Foot	Pedal	Bracket	Bolt Nut	2	per doz.	\$0.25	09	10
K-2003.....	"	"	"	"	"	2	"	.25	09	10
F-2004.....	"	"	"	"	"	2	per 100	.40	09	10
K-2004.....	"	"	"	"	"	2	"	.40	09	10
F-2005.....	"	"	"	"	"	2	"	.45	09	10
K-2005.....	"	"	"	"	"	2	"	.45	09	10
F-2006.....	"	"	"	Shaft		1		.10	09	10
K-2006.....	"	"	"	"		1		.10	09	10
M-2006.....	"	"	"	"		1		.10		11
F-2007.....	"	"	"	"	Taper Pin (No. 0x1)	2		.03	09	10 11
K-2007.....	"	"	"	"	" (No. 0x1)	2		.03	09	10 11
F-2008.....	"	"	"	Lever		1		.15	09	10
K-2008.....	"	"	"	"		1		.15	09	10
M-2008.....	"	"	"	"	(Bell-Crank)	1		.25		11
F-2009.....	"	Push	Rod	(Accelerator Link)		1		.30	09	
K-2009.....	"	"	"	"		1		.30		10
M-2009.....	"	"	"	"		1		.30		11
M-2009-a.....	"	"	"	Clevis		1		.25		11
F-2010.....	"	"	"	Recoil Spring		1		.10	09	10 11
K-2010.....	"	"	"	"		1		.10	09	10 11
M-2010.....	"	"	"	"		1		.10	09	10 11
F-2011.....	"	Pull	Rod	(Throttle Control Link)		1		.20	09	
K-2011.....	"	"	"	"		1		.20		10 11
M-2011.....	"	"	"	"		1		.20		10 11
F-2012.....	"	"	"	Adjusting Stop Nut		1	per doz.	.30	09	10 11
K-2012.....	"	"	"	"		1	"	.30	09	10 11
M-2012.....	"	"	"	"		1	"	.30	09	10 11
F-2013.....	"	"	"	and Push Rod Jam Nut		4	"	.20	09	10 11
K-2013.....	"	"	"	"		4	"	.20	09	10 11
M-2013.....	"	"	"	Rod Jam Nut		2	"	.20	09	10 11
M-2014.....	"	Push	Rod	Jam Nut		2	"	.20		11
F-2015.....	"	Ball	Joint			3		.20	09	10
K-2015.....	"	"	"			3		.20	09	10
M-2015.....	"	"	"			7		.20		11
M-2016.....	"	Push	Rod	Clevis		1		.20		11
M-2017.....	"	"	"	"	Pin	1		.05		11

## ACCELERATOR ASSEMBLY RD. &amp; P. T.

Same as Touring Car, except as follows:

F-2020.....	Accelerator	Pedal	Rod			1		\$0.30	09	
K-2020.....	"	"	"			1		.30		10
K-2020-a.....	"	"	"	Clevis	Pin	1		.05		10

When ordering parts give car number at all times.

*Repair Parts Price List*

Model Number	NAME OF ASSEMBLY OR PART		Number per Car.	Price		
F -2021.....	Accelerator Pedal	Rod Button.....	1	\$0.10	09	
K -2021.....	"	"	1	.10		10
F -2022.....	"	"	1	per doz. .25	09	10
K -2022.....	"	"	1	per doz. .25	09	10
F -2023.....	"	"	1	.10	09	10
K -2023.....	"	"	1	.10	09	10
F -2024.....	"	"	1	.05	09	10
K -2024.....	"	"	1	.05	09	10
F -2025.....	"	Shaft.....	1	.10	09	
K -2025.....	"	"	1	.10		10
F -2026.....	"	"	1	.10	09	
F -2027.....	"	"	1	.15	09	
K -2027.....	"	"	1	.20		10
F -2028.....	"	"	3	per doz. .30	09	10
K -2028.....	"	"	4	.30	09	10
F -2029.....	"	"	3	" "	09	10
K -2029.....	"	"	4	.25	09	10
F -2030.....	"	"	3	per 100 .45	09	10
K -2030.....	"	"	4	.45	09	10
F -2031.....	"	"	1	.20	09	
K -2031.....	"	"	1	.20		10
F -2032.....	"	"	1	.20	09	
K -2032.....	"	"	1	.20		10
F -2033.....	"	Push Rod (Link).....	1	.30	09	
K -2033.....	"	"	1	.30		10
M -2033.....	"	"	1	.30		11
F -2034.....	"	Pull Rod (Throttle Control Link).....	1	.30	09	
K -2034.....	"	"	1	.30		10 11
M -2034.....	"	"	1	.30		10 11

**SPARK CONTROL ASSEMBLY**

F -2050.....	Spark Control Assembly.....	1	\$4.00	09		
K -2050.....	"	1	4.00		10	
M -2050.....	"	1	4.00			11
F -2051.....	"	2	.70	09		
K -2051.....	"	2	.70		10	11
M -2051.....	"	2	.70		10	11
F -2052.....	"	2	per doz. .35	09		
K -2052.....	"	4	.35		10	11
M -2052.....	"	4	.35		10	11
F -2053.....	"	2	per 100 .50	09		
K -2053.....	"	4	.50		10	11
M -2053.....	"	4	.50		10	11

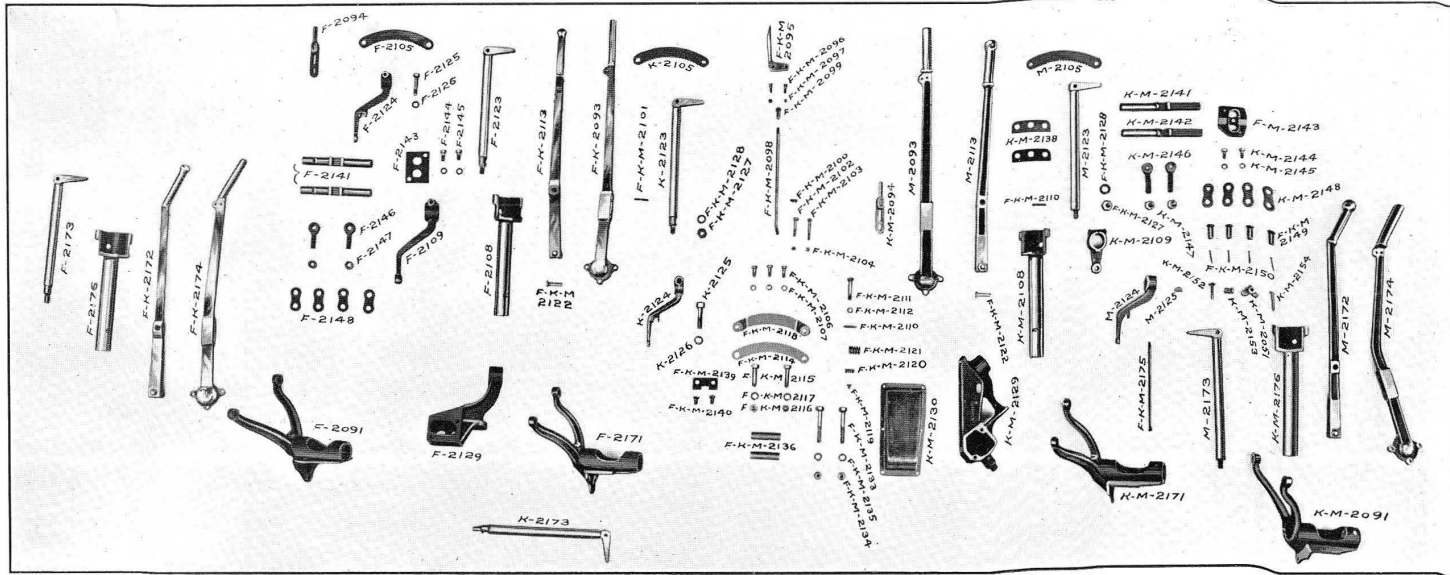
Read instructions on pages 5 and 6.

## Chalmers Motor Company

Model Number	NAME OF ASSEMBLY OR PART.	Number per Car.	Price			
F-2054.....	Spark Control Shaft Bracket Bolt Nut.....	2	per doz. \$0.35	09		
F-2055.....	“ “ “ “ “ Plain Washer .....	2	per 100 .40	09		
F-2056.....	“ “ Push Rod—Short R. H.....	1	.10	09		
K-2056.....	“ “ “ “ “ “ .....	1	.10		10	11
M-2056.....	“ “ “ “ “ “ .....	1	.10		10	11
F-2057.....	“ “ “ “ Long L. H. ....	1	.10	09		
K-2057.....	“ “ “ “ “ “ .....	1	.10		10	11
M-2057.....	“ “ “ “ “ “ .....	1	.10		10	11
F-2058.....	“ “ “ “ Ball Joint .....	4	.20	09	10	
K-2058.....	“ “ “ “ “ “ .....	4	.20	09	10	
M-2058.....	“ “ “ “ “ “ .....	4	.20			11
F-2059.....	“ “ Shaft Lever L. H. Magneto.....	1	.15	09		
K-2059.....	“ “ “ “ “ “ .....	1	.15		10	11
M-2059.....	“ “ “ “ “ “ .....	1	.15		10	11
F-2060.....	“ “ “ “ “ Timer .....	1	.15	09		
K-2060.....	“ “ “ “ “ “ .....	1	.15		10	11
M-2060.....	“ “ “ “ “ “ .....	1	.15		10	11
F-2061.....	“ “ “ “ R. H. ....	1	.15	09		
K-2061.....	“ “ “ “ “ “ .....	1	.15		10	11
M-2061.....	“ “ “ “ “ “ .....	1	.15		10	11
F-2062.....	“ “ “ “ .....	1	.20	09		
K-2062.....	“ “ “ “ .....	1	.20		10	11
M-2062.....	“ “ “ “ .....	1	.20		10	11
F-2063.....	“ “ “ Lever Taper Pin (No. 0x1).....	3	per doz. .25	09	10	11
K-2063.....	“ “ “ “ “ (No. 0x1) .....	3	“ “ .25	09	10	11
M-2063.....	“ “ “ “ “ (No. 0x1) .....	3	“ “ .25	09	10	11
<b>MAGNETO ADVANCE ASSEMBLY</b>						
F-2070.....	Magneto Advance Assembly.....	1	\$0.50	09	10	
K-2070.....	“ “ “ .....	1	.50	09	10	
M-2070.....	“ “ “ .....	1	.50			11
F-2071.....	“ “ Link .....	1	.10	09	10	
K-2071.....	“ “ “ .....	1	.10	09	10	
M-2071.....	“ “ “ .....	1	.10			11
F-2072.....	“ “ “ Ball Joint .....	2	.20	09	10	
K-2072.....	“ “ “ “ “ .....	2	.20	09	10	
M-2072.....	“ “ “ “ “ .....	2	.20			11

When ordering parts give car number at all times.

Repair Parts Price List



HAND LEVER ASSEMBLY—BRAKE AND CONTROL—T. C.

Consists of parts to 2155 inclusive.

Model Number	NAME OF ASSEMBLY OR PART.	Number per Car.	Price			
F-2090.....	Hand Lever Assembly	1	\$40.00	09		
K-2090.....	" "	1	40.00		10	
M-2090.....	" "	1	40.00			11
F-2091.....	Control Bracket	1	7.00	09		
K-2091.....	" "	1	7.00		10	11
M-2091.....	" "	1	7.00		10	11
F-2092.....	" " Rivet (5/16x1 1/8")	5	per lb. .15	09	10	11
K-2092.....	" " " (5/16x1 1/8")	5	.15	09	10	11
M-2092.....	" " " (5/16x1 1/8")	5	.15	09	10	11
F-2093.....	Brake Lever	1	4.00	09	10	
K-2093.....	" "	1	4.00	09	10	
M-2093.....	" "	1	4.75			11
F-2094.....	" " Latch	1	.50	09	10	11
K-2094.....	" " " "	1	.50	09	10	11
M-2094.....	" " " "	1	.50	09	10	11

Read instructions on pages 5 and 6.

Model Number	NAME OF ASSEMBLY OR PART.					Number per Car.	Price			
F-2095.....	Hand	Brake	Lever	Latch	Spoon.....	1	\$0.50	09	10	11
K-2095.....	"	"	"	"	"	1	.50	09	10	11
M-2095.....	"	"	"	"	"	1	.50	09	10	11
F-2096.....	"	"	"	"	" Bolt .....	2	.05	09	10	11
K-2096.....	"	"	"	"	"	2	.05	09	10	11
M-2096.....	"	"	"	"	"	2	.05	09	10	11
F-2097.....	"	"	"	"	" " Nut .....	2	per doz. .30	09	10	11
K-2097.....	"	"	"	"	"	2	.30	09	10	11
M-2097.....	"	"	"	"	"	2	.30	09	10	11
F-2098.....	"	"	"	"	Rod .....	1	.40	09	10	11
K-2098.....	"	"	"	"	"	1	.40	09	10	11
M-2098.....	"	"	"	"	"	1	.40	09	10	11
F-2099.....	"	"	"	"	" End .....	1	.15	09	10	11
K-2099.....	"	"	"	"	"	1	.15	09	10	11
M-2099.....	"	"	"	"	"	1	.15	09	10	11
F-2100.....	"	"	"	"	Snub .....	1	.10	09	10	11
K-2100.....	"	"	"	"	"	1	.10	09	10	11
M-2100.....	"	"	"	"	"	1	.10	09	10	11
F-2101.....	"	"	"	"	Spring .....	1	.05	09	10	11
K-2101.....	"	"	"	"	"	1	.05	09	10	11
M-2101.....	"	"	"	"	"	1	.05	09	10	11
F-2102.....	"	"	"	"	Bolt—Upper (1/4x20x17/8).....	1	.05	09	10	11
K-2102.....	"	"	"	"	" (1/4x20x17/8).....	1	.05	09	10	11
M-2102.....	"	"	"	"	" (1/4x20x17/8).....	1	.05	09	10	11
F-2103.....	"	"	"	"	Lower (1/4x20x15/8).....	1	.05	09	10	11
K-2103.....	"	"	"	"	" (1/4x20x15/8).....	1	.05	09	10	11
M-2103.....	"	"	"	"	" (1/4x20x15/8).....	1	.05	09	10	11
F-2104.....	"	"	"	"	Nut .....	2	per doz. .30	09	10	11
K-2104.....	"	"	"	"	"	2	.30	09	10	11
M-2104.....	"	"	"	"	"	2	.30	09	10	11
F-2105.....	"	"	"	"	Sector .....	1	.80	09		
K-2105.....	"	"	"	"	"	1	.80		10	
M-2105.....	"	"	"	"	"	1	.80			11
F-2106.....	"	Lever to	Operating	Tube	Bolt (5/16x7/8).....	3	per doz. .65	09	10	11
K-2106.....	"	"	"	"	" (5/16x7/8).....	3	.65	09	10	11
M-2106.....	"	"	"	"	" (5/16x7/8).....	3	.65	09	10	11
F-2107.....	"	"	"	"	" Lock-washer .....	3	per 100 .45	09	10	11
K-2107.....	"	"	"	"	"	3	.45	09	10	11
M-2107.....	"	"	"	"	"	3	.45	09	10	11
F-2108.....	"	"	Operating	Tube	.....	1	3.20	09		
K-2108.....	"	"	"	"	.....	1	3.20		10	11
M-2108.....	"	"	"	"	.....	1	3.20		10	11

When ordering parts give car number at all times.

## Repair Parts Price List

153

Model Number	NAME OF ASSEMBLY OR PART.		Number per Car.	Price			
F-2109.....	Hand Lever Operating	Tube Lever.....	1	\$1.50	09		
K-2109.....	"	"	1	1.50		10	11
M-2109.....	"	"	1	1.50		10	11
F-2110.....	"	"	Key .....	1	.05	09	10 11
K-2110.....	"	"	" .....	1	.05	09	10 11
M-2110.....	"	"	" .....	1	.05	09	10 11
F-2111.....	"	"	Clamp Bolt .....	1	per doz.	.55	09 10 11
K-2111.....	"	"	" .....	1	"	.55	09 10 11
M-2111.....	"	"	" .....	1	"	.55	09 10 11
F-2112.....	"	"	"	1	per 100	.50	09 10 11
K-2112.....	"	"	"	1	"	.50	09 10 11
M-2112.....	"	"	"	1	"	.50	09 10 11
F-2113.....	Control Lever	.....	1	3.00	09	10	
K-2113.....	"	"	1	3.00	09	10	
M-2113.....	"	"	1	3.75			11
F-2114.....	"	"	Sector .....	1	.75	09	10 11
K-2114.....	"	"	" .....	1	.75	09	10 11
M-2114.....	"	"	" .....	1	.75	09	10 11
F-2115.....	"	"	Bolt (7/16x20x1 3/4) .....	2	per doz.	.65	09 10 11
K-2115.....	"	"	" (7/16x20x1 3/4) .....	2	"	.65	09 10 11
M-2115.....	"	"	" (7/16x20x1 3/4) .....	2	"	.65	09 10 11
F-2116.....	"	"	"	2	"	.30	09 10 11
K-2116.....	"	"	"	2	"	.30	09 10 11
M-2116.....	"	"	"	2	"	.30	09 10 11
F-2117.....	"	"	"	2	per 100	.50	09 10 11
K-2117.....	"	"	"	2	"	.50	09 10 11
M-2117.....	"	"	"	2	"	.50	09 10 11
F-2118.....	"	"	Stop .....	1	1.25	09	10 11
K-2118.....	"	"	" .....	1	1.25	09	10 11
M-2118.....	"	"	" .....	1	1.25	09	10 11
F-2119.....	"	"	Snub .....	1	.15	09	10 11
K-2119.....	"	"	" .....	1	.15	09	10 11
M-2119.....	"	"	" .....	1	.15	09	10 11
F-2120.....	"	"	"	1		.10	09 10 11
K-2120.....	"	"	"	1		.10	09 10 11
M-2120.....	"	"	"	1		.10	09 10 11
F-2121.....	"	"	Thrust Spring .....	1	.10	09	10 11
K-2121.....	"	"	" .....	1	.10	09	10 11
M-2121.....	"	"	" .....	1	.10	09	10 11
F-2122.....	"	"	Pivot Pin .....	1	.10	09	10 11
K-2122.....	"	"	" .....	1	.10	09	10 11
M-2122.....	"	"	" .....	1	.10	09	10 11

Read instructions on pages 5 and 6.



Model Number	NAME OF ASSEMBLY OR PART.	Number per Car.	Price			
F-2123.....	Hand Control Lever Shaft	1	\$2.00	09		
K-2123.....	" " " "	1	2.00		10	
M-2123.....	" " " "	1	2.00			11
F-2124.....	" " " " Gear Shifting Finger	1	2.25	09		
K-2124.....	" " " " " " " "	1	2.25		10	
M-2124.....	" " " " " " " "	1	2.25			11
F-2125.....	Shifting Finger Clamp Bolt ( $\frac{3}{8}$ x24x1 $\frac{3}{4}$ )	1	per doz. .35	09		
K-2125.....	" " " " ( $\frac{1}{2}$ x1 $\frac{3}{4}$ )	1	" " .35		10	11
M-2125.....	" " Woodruff Key	1	" " .45		10	11
F-2126.....	" " Clamp Bolt Lock-washer ( $\frac{3}{8}$ )	1	.02	09		
K-2126.....	" " " " ( $\frac{1}{2}$ )	1	.02		10	
F-2127.....	Hand Control Lever Shaft Nut	1	per doz. .30	09	10	11
K-2127.....	" " " " " "	1	" " .30	09	10	11
M-2127.....	" " " " " "	1	" " .30	09	10	11
F-2128.....	" " " " " Lock-washer	1	per 100 .55	09	10	11
K-2128.....	" " " " " " "	1	" " .55	09	10	11
M-2128.....	" " " " " " "	1	" " .55	09	10	11
F-2129.....	" " Pedestal	1	7.00	09		
K-2129.....	" " " "	1	7.00		10	11
M-2129.....	" " " "	1	7.00		10	11
K-2130.....	" " " Cover	1	.75		10	11
M-2130.....	" " " " "	1	.75		10	11
K-2131.....	" " " " Screws	6	per doz. .20		10	11
M-2131.....	" " " " " "	6	" " .20		10	11
K-2132.....	" " " " " Lock-washer	6	per 100 .45		10	11
M-2132.....	" " " " " " "	6	" " .45		10	11
F-2133.....	" " " to Frame Bolt (7/16x20x4)	2	per doz. .40	09	10	11
K-2133.....	" " " " " " (7/16x20x4)	2	" " .40	09	10	11
M-2133.....	" " " " " " (7/16x20x4)	2	" " .40	09	10	11
F-2134.....	" " " " " Nut	2	" " .30	09	10	11
K-2134.....	" " " " " " "	2	" " .30	09	10	11
M-2134.....	" " " " " " "	2	" " .30	09	10	11
F-2135.....	" " " " " Lock-washer	2	per 100 .50	09	10	11
K-2135.....	" " " " " " "	2	" " .50	09	10	11
M-2135.....	" " " " " " "	2	" " .50	09	10	11
F-2136.....	" " " " " Spacer	2	.05	09	10	11
K-2136.....	" " " " " " "	2	.05	09	10	11
M-2136.....	" " " " " " "	2	.05	09	10	11
F-2137.....	" " " and Bracket Oiler (Bowen No. 4B)	3	.10	09	10	11
K-2137.....	" " " ( " " 4B)	3	.10	09	10	11
M-2137.....	" " " ( " " 4B)	3	.10	09	10	11
K-2138.....	" " " Shim		.05		10	11
M-2138.....	" " " " "		.05		10	11

When ordering parts give car number at all times.

## Repair Parts Price List

155

Model Number	NAME OF ASSEMBLY OR PART,	Number per Car.	Price			
F-2139.....	Shifting Finger Lock and Guide Plate.....	1	\$0.75	09	10	11
K-2139.....	" " " " " " " ".....	1	.75	09	10	11
M-2139.....	" " " " " " " ".....	1	.75	09	10	11
F-2140.....	" " " " Guide Plate Machine Screw (24x16x $\frac{3}{4}$ ).....	2	per doz. .30	09	10	11
K-2140.....	" " " " " " " " (24x16x $\frac{3}{4}$ ).....	2	" " .30	09	10	11
M-2140.....	" " " " " " " " (24x16x $\frac{3}{4}$ ).....	2	" " .30	09	10	11
F-2141.....	Gear Shift Slide Rod R. H. or L. H.....	2	2.00	09		
K-2141.....	" " " " " " " ".....	1	2.00		10	11
M-2141.....	" " " " " " " ".....	1	2.00		10	11
F-2142.....	" " " " " " L. H. (See F-2141).....					
K-2142.....	" " " " " " " ".....	1	2.00		10	11
M-2142.....	" " " " " " " ".....	1	2.00		10	11
F-2143.....	" " " " " " Plate.....	1	.60	09		
K-2143.....	" " " " " " " ".....	1	.60		10	11
M-2143.....	" " " " " " " ".....	1	.60		10	11
F-2144.....	" " " " " " Bolt ( $\frac{3}{8}$ x24x $\frac{3}{4}$ ).....	2	per doz. .35	09		
K-2144.....	" " " " " " " (5/16x24x $\frac{3}{4}$ ).....	2	" " .35		10	11
M-2144.....	" " " " " " " (5/16x24x $\frac{3}{4}$ ).....	2	" " .35		10	11
F-2145.....	" " " " " " " Lock-washer.....	2	per 100 .50	09	10	11
K-2145.....	" " " " " " " ".....	2	" " .45	09	10	11
M-2145.....	" " " " " " " ".....	2	" " .45	09	10	11
F-2146.....	" " " " " " Adj. Eye Bolt (1st 1000 Cars).....	2	.25	09		
F-2146-a.....	" " " " " " " (after 1st 1000 Cars).....	2	.25	09		
K-2146.....	" " " " " " " ".....	2	.25		10	11
M-2146.....	" " " " " " " ".....	2	.25		10	11
F-2147.....	" " " " " " " " Lock Nut.....	2	per doz. .30	09		
K-2147.....	" " " " " " " " " ".....	2	" " .30		10	11
M-2147.....	" " " " " " " " " ".....	2	" " .30		10	11
F-2148.....	" " " " " " Link.....	4	.60	09		
K-2148.....	" " " " " " " ".....	4	.60		10	11
M-2148.....	" " " " " " " ".....	4	.60		10	11
F-2149.....	" " " " " " Pin.....	4	.10	09	10	11
K-2149.....	" " " " " " " ".....	4	.10	09	10	11
M-2149.....	" " " " " " " ".....	4	.10	09	10	11
F-2150.....	" " " " " " Cotter Pin.....	4	per 100 .15	09	10	11
K-2150.....	" " " " " " " ".....	4	" " .15	09	10	11
M-2150.....	" " " " " " " ".....	4	" " .15	09	10	11
K-2151.....	" " " " " " Lock.....	1	.35		10	11
M-2151.....	" " " " " " " ".....	1	.10		10	11
K-2152.....	" " " " " " Plunger.....	1	.15		10	11
M-2152.....	" " " " " " " ".....	1	.15		10	11
K-2153.....	" " " " " " Spring.....	2	.10		10	11
M-2153.....	" " " " " " " ".....	2	.10		10	11

Read instructions on pages 5 and 6.

Model Number	NAME OF ASSEMBLY OR PART.	Number per Car.	Price		
K-2154.....	Gear Shift Slide Rod Lock Plunger Pin.....	1	\$0.10	10	11
M-2154.....	" " " " " " " ".....	1	.10	10	11
K-2155.....	" " " " " Pin.....	1	.10	10	11
M-2155.....	" " " " " " " ".....	1	.10	10	11

## HAND LEVER ASSEMBLY—BRAKE AND CONTROL—RD. &amp; P. T.

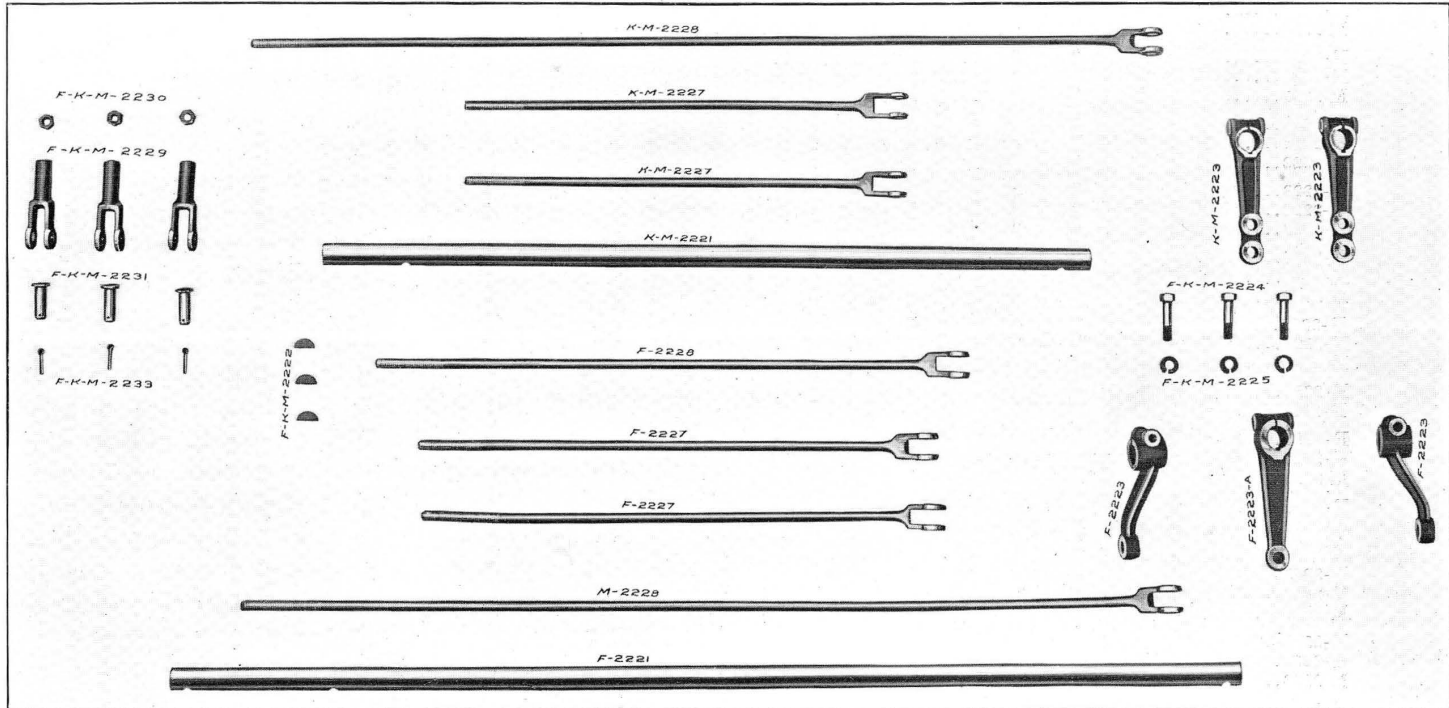
Same as T. C. except as follows:

F-2170.....	Hand Lever Assembly Rd. & P. T.....	1	\$40.00	09	
K-2170.....	" " " " " " " ".....	1	40.00	10	
M-2170.....	" " " " " " " ".....	1	40.00		11
F-2171.....	" Control Bracket.....	1	7.00	09	
K-2171.....	" " " " " " " ".....	1	7.00	10	11
M-2171.....	" " " " " " " ".....	1	7.00	10	11
F-2172.....	" " Lever.....	1	3.50	09	10
K-2172.....	" " " " " " " ".....	1	3.50	09	10
M-2172.....	" " " " " " " ".....	1	3.50		11
F-2173.....	" " " Shaft.....	1	1.60	09	
K-2173.....	" " " " " " " ".....	1	1.60	10	
M-2173.....	" " " " " " " ".....	1	1.60		11
F-2174.....	" Brake Lever.....	1	4.00	09	10
K-2174.....	" " " " " " " ".....	1	4.00	09	10
M-2174.....	" " " " " " " ".....	1	4.00		11
F-2175.....	" " " Latch Rod.....	1	.60	09	10 11
K-2175.....	" " " " " " " ".....	1	.60	09	10 11
M-2175.....	" " " " " " " ".....	1	.60	09	10 11
F-2176.....	" " " Operating Tube.....	1	3.20	09	
K-2176.....	" " " " " " " ".....	1	3.20	10	11
M-2176.....	" " " " " " " ".....	1	3.20	10	11

When ordering parts give car number at all times.



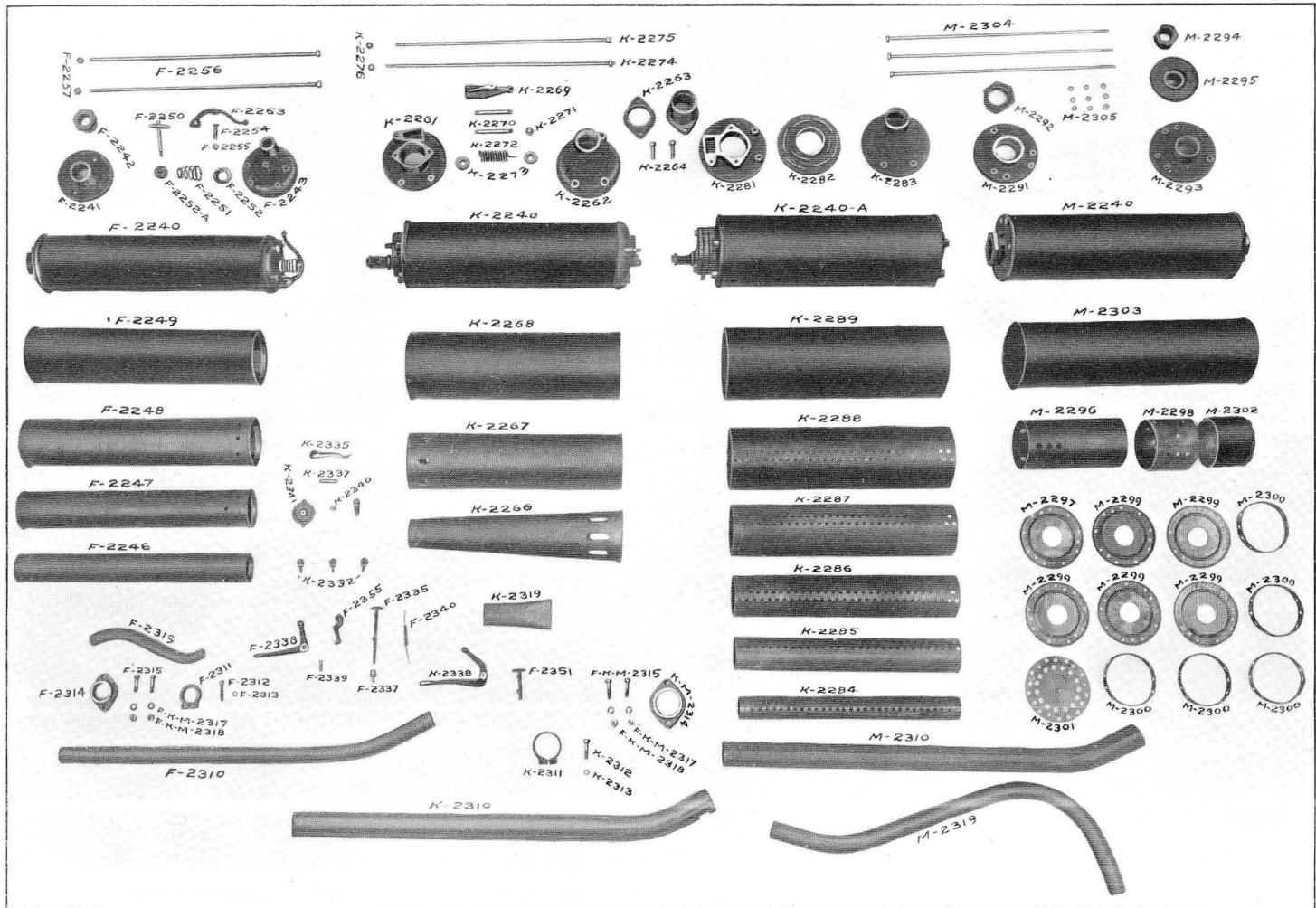




Rock Shaft and Pull Rod Assembly—Hub Brake

Read instructions on pages 5 and 6





Muffler Assembly



# Muffler Assembly

(See illustration on page 161)

Model Number	NAME OF ASSEMBLY OR PART.	Number per Car.	Price	
F -2240.....	Muffler Assembly (Kingston) (2241 to 2258).....	1	<b>\$10.00</b>	09
K -2240.....	" " (2261 to 2276).....	1	10.00	10
K -2240-a.....	" " (Oldberg) (2281 to 2289).....	1	10.00	10
M-2240.....	" " (Xargil) (2291 to 2306).....	1	10.00	11

## MUFFLER—MODEL "F" KINGSTON

F -2241.....	Muffler Head "Front".....	1	<b>\$1.80</b>	09
F -2242.....	" " " Packing Nut.....	1	.50	09
F -2243.....	" " "Rear".....	1	2.80	09
F -2244.....	" " Bolt ( $\frac{3}{8}$ x16x $\frac{3}{4}$ ").....	4 per doz.	.35	09
F -2245.....	" " " Lock-washer.....	4 per 100	.50	09
F -2246.....	" Shell No. 1 (Inner).....	1	.50	09
F -2247.....	" " No. 2.....	1	.60	09
F -2248.....	" " No. 3.....	1	.70	09
F -2249.....	" " No. 4 (Outer).....	1	.80	09
F -2250.....	" Cut-out Valve.....	1	.60	09
F -2251.....	" " " Spring.....	1	.20	09
F -2252.....	" " " " Seat—Large.....	1	.15	09
F -2252-a.....	" " " " " Small.....	1	.15	09
F -2253.....	" " " Lever.....	1	.40	09
F -2254.....	" " " " Bolt ( $\frac{3}{8}$ x16x1 $\frac{1}{2}$ ").....	1	.05	09
F -2255.....	" " " " " Nut.....	1 per doz.	.35	09
F -2256.....	" Binding Rods ( $\frac{3}{8}$ x26 $\frac{1}{2}$ ").....	2	.15	09
F -2257.....	" " " Nut.....	4 per doz.	.35	09
F -2258.....	" " " " Lock-washer.....	4 per 100	.50	09

## MUFFLER—MODEL "K" KINGSTON

K -2261.....	Muffler Head "Front"—Complete with Valve Stem.....	1	<b>\$2.80</b>	10
K -2262.....	" " "Rear".....	1	1.80	10
K -2263.....	" " Pipe Flange.....	2	.30	10
K -2264.....	" " Bolts.....	2 per doz.	.45	10
K -2265.....	" " " Lock-washer.....	2 per 100	.50	10

When ordering parts give car number at all times.

## Repair Parts Price List

163

Model Number	NAME OF ASSEMBLY OR PART.	Number per Car.	Price	
K-2266.....	Muffler Shell No. 1 (Inner).....	1	\$0.75	10
K-2267.....	" " No. 2 .....	1	.85	10
K-2268.....	" " No. 3 (Outer) .....	1	1.00	10
K-2269.....	Cut-out Valve Gate .....	1	.50	10
K-2270.....	" " Pin .....	1	.25	10
K-2271.....	" " " Nut .....	1	.10	10
K-2272.....	" " " Spring .....	1	.20	10
K-2273.....	" " " Cup .....	2	.10	10
K-2274.....	" Binding Rod—"Long" .....	1	.15	10
K-2275.....	" " " "Short" .....	1	.15	10
K-2276.....	" " " Nut .....	6 per doz.	.35	10

## MUFFLER—MODEL "K" OLDBERG

K-2281.....	Muffler Head "Front" (Outer).....	1	\$2.00	10
K-2282.....	" " " (Inner) .....	1	.50	10
K-2283.....	" " "Rear" .....	1	1.80	10
K-2284.....	" Shell No. 1 (Inner).....	1	.80	10
K-2285.....	" " No. 2 .....	1	.80	10
K-2286.....	" " No. 3 .....	1	.90	10
K-2287.....	" " No. 4 .....	1	1.00	10
K-2288.....	" " No. 5 .....	1	1.20	10
K-2289.....	" " No. 6 (Outer).....	1	1.30	10

## MUFFLER—MODEL "M" XARGIL

M-2291.....	Muffler Head "Front".....	1	\$1.75	11
M-2292.....	" " " Packing Nut .....	1	.50	11
M-2293.....	" " "Rear" Large .....	1	1.75	11
M-2294.....	" " " Packing Nut .....	1	.50	11
M-2295.....	" " " Small (Inner) .....	1	.50	11
M-2296.....	" Front Inside Drum (10").....	1	.45	11
M-2297.....	" " Partition (12 holes) .....	1	.15	11
M-2298.....	" Middle Inside Drum (5") .....	1	.15	11
M-2299.....	" " Partition Plate (12 holes).....	5	.20	11
M-2300.....	" Partition Plate Spacer .....	5	.15	11

Read instructions on pages 5 and 6.

Model Number	NAME OF ASSEMBLY OR PART.	Number per Car.	Price	
M-2301.....	Muffler "Rear" Partition Plate (33 holes).....	1	\$0.25	11
M-2302.....	" " Inside Drum (4½") .....	1	.30	11
M-2303.....	" " Outside Drum (23¾") .....	1	.75	11
M-2304.....	" " Binding Rod (25¾") .....	3	.15	11
M-2305.....	" " " " Nut .....	6	per doz. .25	11
M-2306.....	" " " " Lock-washer .....	6	per 100 .45	11

MUFFLER MISCELLANY

F-2310.....	Muffler Exhaust Pipe (Muffler to Motor).....	1	\$2.00	09
K-2310.....	" " " " " " " .....	1	2.00	10
M-2310.....	" " " " " " " .....	1	2.00	11
F-2311.....	Exhaust Pipe Clamp .....	1	.10	09
K-2311.....	" " " " " " " .....	1	.10	10
F-2312.....	" " " Bolt (5/16x18x1¾") .....	1	per doz. .40	09 10 11
K-2312.....	" " " " (5/16x18x1¾") .....	1	" " .40	09 10 11
F-2313.....	" " " " Lock-washer .....	1	per 100 .45	09 10 11
K-2313.....	" " " " " " " .....	1	" " .45	09 10 11
F-2314.....	" " Flange .....	1	.25	09
K-2314.....	" " " " " " " .....	2	.25	10 11
M-2314.....	" " " " " " " .....	1	.25	10 11
F-2315.....	" " " Bolt (7/16x20x1½") .....	2	.05	09
K-2315.....	" " " " (7/16x20x1½") .....	4	.05	10 11
M-2315.....	" " " " (7/16x20x1½") .....	2	.05	10 11
F-2316.....	" " " " Nut .....	2	per doz. .30	09 10 11
K-2316.....	" " " " " " " .....	2	" " .30	09 10 11
M-2316.....	" " " " " " " .....	2	" " .30	09 10 11
F-2317.....	" " " " " Lock-washer .....	2	per 100 .50	09 10 11
K-2317.....	" " " " " " " .....	4	" " .50	09 10 11
M-2317.....	" " " " " " " .....	2	" " .50	09 10 11
F-2318.....	" " Packing—per foot .....		.05	09 10 11
K-2318.....	" " " " " " " .....		.05	09 10 11
M-2318.....	" " " " " " " .....		.05	09 10 11
F-2319.....	Muffler Out-let Pipe .....	1	.80	09
K-2319.....	" " " " " " " .....	1	.90	10
M-2319.....	" " " " " " " .....	1	1.50	11

MUFFLER CUT-OUT CONTROL ASSEMBLY—T. C.

F-2330.....	Muffler Cut-out Cable (38").....		per foot \$0.05	09
K-2330.....	" " " " " " " .....		" " .05	10
F-2331.....	" " " Cleat—assembled .....	2	.10	09 10
K-2331.....	" " " " " " " .....	2	.10	09 10

When ordering parts give car number at all times.

## Repair Parts Price List

165

Model Number	NAME OF ASSEMBLY OR PART				Number per Car.	Price		
F-2332	Muffler	Cut-out	Cable	Guide	2	\$0.05	09	10
K-2332	"	"	"	"	2	.10		
K-2333	"	"	"	Nut	1	per doz. .25		10
K-2334	"	"	"	Lock-washer	1	per 100 .45		10
F-2335	"	"	Plunger		1	.25	09	
K-2335	"	"	Lever "Front"		1	.50		10
F-2336	"	"	Plunger Taper Pin		1	.03	09	
K-2336	"	"	Lever Taper Pin		1	.03		10
F-2337	"	"	Plunger End		1	.10	09	
K-2337	"	"	Lever Shaft		1	.10		10
F-2338	"	"	Bell Crank		1	.35	09	
K-2338	"	"	Lever "Rear"		1	.25		10
F-2339	"	"	Bell Crank Clevis Pin		1	.05	09	
K-2339	"	"	Lever "Rear" Taper Pin		1	.03		10
F-2340	"	"	Plunger Spring		1	.05	09	
K-2340	"	"	Shaft Spring		1	.05		10
K-2341	"	"	Control Lever Plate		1	.50		10
K-2342	"	"	"	Machine Screw	2	.02		10
K-2343	"	"	"	"	2	.02		10
K-2344	"	"	"	"	2	.02		10

## MUFFLER CUT-OUT ASSEMBLY RD. AND P. T.

Same as T. C. except as follows:

F-2350	Muffler	Cut-out	Cable		per foot	\$0.05	09	10
K-2350	"	"	"		"	.05	09	10
F-2351	"	"	Plunger		1	.30	09	
F-2353	"	"	Bell Crank		1	.35	09	
F-2354	"	"	"	Clevis Pin	1	.03	09	
F-2355	"	"	"	Bracket	1	.20	09	

Read instructions on pages 5 and 6.

## Body Assembly—Touring Car

Model Number	NAME OF ASSEMBLY OR PART	Number per Car.	Price			
F-2375.....	Body Assembly T. C.....	1	<b>\$250.00</b>	09		
K-2375.....	“ “ “ “.....	1	<b>275.00</b>		10	
M-2375.....	“ “ “ “.....	1	<b>300.00</b>			11
<b>BODY MISCELLANY T. C.</b>						
F-2376.....	Accelerator Foot Pedal Plate.....	1	<b>\$0.20</b>	09	10	
K-2376.....	“ “ “ “.....	1	<b>.20</b>	09	10	
M-2376.....	“ “ “ “.....	1	<b>.20</b>			11
F-2377.....	Body Bolt—Body to Frame (7/16x2½").....	2	<b>.05</b>	09	10	11
K-2377.....	“ “ “ “ (7/16x2½").....	2	<b>.05</b>	09	10	11
M-2377.....	“ “ “ “ (7/16x2½").....	2	<b>.05</b>	09	10	11
F-2378.....	“ “ “ “ (7/16x3¾").....	4	<b>.05</b>	09	10	11
K-2378.....	“ “ “ “ (7/16x3¾").....	4	<b>.05</b>	09	10	11
M-2378.....	“ “ “ “ (7/16x3¾").....	4	<b>.05</b>	09	10	11
F-2379.....	“ “ Lock-washer.....	6	<b>.02</b>	09	10	11
K-2379.....	“ “ “ “.....	6	<b>.02</b>	09	10	11
M-2379.....	“ “ “ “.....	6	<b>.02</b>	09	10	11
F-2380.....	“ “ Body to Dash Brace (¾x24x2¼").....	2	<b>.50</b>	per doz.	09	10
K-2380.....	“ “ “ “ (¾x24x2¼").....	2	<b>.50</b>	“ “	09	10
M-2380.....	“ “ “ “ (¾x24x2¼").....	2	<b>.50</b>	“ “	09	10
F-2381.....	“ “ “ “ “ “ Nut.....	2	<b>.30</b>	“ “	09	10
K-2381.....	“ “ “ “ “ “ “.....	2	<b>.30</b>	“ “	09	10
M-2381.....	“ “ “ “ “ “ “.....	2	<b>.30</b>	“ “	09	10
F-2382.....	“ “ “ “ “ “ “ Lock-washer.....	2	<b>.50</b>	per 100	09	10
K-2382.....	“ “ “ “ “ “ “.....	2	<b>.50</b>	“ “	09	10
M-2382.....	“ “ “ “ “ “ “.....	2	<b>.50</b>	“ “	09	10
F-2383.....	Coat Strap.....	1	<b>1.00</b>	09	10	
K-2383.....	“ “.....	1	<b>1.00</b>	09	10	
M-2383.....	“ Rail.....	1	<b>.75</b>			11
F-2384.....	“ Strap Handle R. H.....	1	<b>.80</b>	09	10	
K-2384.....	“ “ “ “.....	1	<b>.80</b>	09	10	
M-2384.....	“ Rail “ “.....	1	<b>.90</b>			11
F-2385.....	“ Strap Handle L. H.....	1	<b>.80</b>	09	10	
K-2385.....	“ “ “ “.....	1	<b>.80</b>	09	10	
M-2385.....	“ Rail “ “.....	1	<b>.90</b>			11
F-2386.....	“ Strap Handle Machine Screw (No. 20x18x7/8).....	4	<b>.05</b>	09	10	11
K-2386.....	“ “ “ “ (No. 20x18x7/8).....	4	<b>.05</b>	09	10	11
M-2386.....	“ “ “ “ (No. 20x18x7/8).....	4	<b>.05</b>	09	10	11
F-2387.....	Front Seat Cushion R. H.....	1	<b>10.00</b>	09		
K-2387.....	“ “ “ “.....	1	<b>10.00</b>		10	
M-2387.....	“ “ “ “.....	1	<b>10.00</b>			11

When ordering parts give car number at all times.

## Repair Parts Price List

167

Model Number	NAME OF ASSEMBLY OR PART.	Number per Car.	Price		
F-2388.....	Front Seat Cushion L. H.....	1	\$10.00	09	
K-2388.....	" " " ".....	1	10.00		10
M-2388.....	" " " ".....	1	10.00		11
F-2389.....	Rear Seat Cushion.....	1	25.00	09	
K-2389.....	" " " ".....	1	25.00		10
M-2389.....	" " " ".....	1	25.00		11
F-2390.....	Tonneau Door R. H.....	1	24.00	09	
K-2390.....	" " " ".....	1	27.50		10
M-2390.....	" " " ".....	1	27.50		11
F-2391.....	" " " L. H.....	1	24.00	09	
K-2391.....	" " " ".....	1	27.50		10
M-2391.....	" " " ".....	1	27.50		11
NOTE—Owing to the fact that there are more or less variations in the measurements of Tonneau Doors, it is imperative that, when ordering Tonneau Doors, you return to us your old door.					
F-2392.....	Tonneau Door Lock R. H.....	1	2.00	09	
K-2392.....	" " " ".....	1	2.00		10
M-2392.....	" " " ".....	1	2.00		11
F-2393.....	" " " L. H.....	1	2.00	09	
K-2393.....	" " " ".....	1	2.00		10
M-2393.....	" " " ".....	1	2.00		11
NOTE—When ordering door locks, send your old lock and handle—for sample.					
F-2394.....	Door Latch Plate R. H.....	1	.20	09	
K-2394.....	" " " ".....	1	.20		10
M-2394.....	" " " ".....	1	.20		11
F-2395.....	" Handle.....	2	.80	09	
M-2395.....	" ".....	2	.80		10
K-2395.....	" ".....	2	.80		11
F-2396.....	" Hinge—Upper—R. H.....	1	.80	09	
K-2396.....	" " " ".....	1	.80		10
M-2396.....	" " " ".....	1	.80		11
F-2397.....	" " " L. H.....	1	.80	09	
K-2397.....	" " " ".....	1	.80		10
M-2397.....	" " " ".....	1	.80		11
F-2398.....	" " " Lower--R. H.....	1	.80	09	
K-2398.....	" " " ".....	1	.80		10
M-2398.....	" " " ".....	1	.80		11
F-2399.....	" " " L. H.....	1	.80	09	
K-2399.....	" " " ".....	1	.80		10
M-2399.....	" " " ".....	1	.80		11
F-2400.....	" Strap and Anchor.....	2	.60	09	
K-2400.....	" " " ".....	2	.60		10
M-2400.....	" " " ".....	2	.60		11

Read instructions on pages 5 and 6.

Model Number	NAME OF ASSEMBLY OR PART,	Number per Car.	Price		
F-2401	Foot Pedal Plate	1	\$0.30	09	
K-2401	" " "	1	.30		10
M-2401	" " "	1	.30		11
F-2402	" " " End	1	.15	09	
K-2402	" " " "	1	.15		10
M-2402	" " " "	1	.15		11
F-2403	" Rail Complete	1	3.50	09	
K-2403	" " "	1	3.75		10
M-2403	" " "	1	4.00		11
F-2404	Tonneau Mat	1	3.00	09	
K-2404	" " "	1	3.00		10
M-2404	" " "Floor"	1	3.00		11
M-2404-a	" " "Heel Board"	1	1.00		11
M-2404-b	" " "Toe Board"	1	1.00		11
M-2404-c	" " "Side"	2	.50		11
F-2405	Front Floor Mat—Complete (3 pieces)	1	2.00	09	
K-2405	" " " "	1	3.00		10
M-2405	" " " "	1	3.00		11
K-2406	Scuff Plate "Front" R. H.	1	.60		10
M-2406	" " " "	1	.60		11
K-2407	" " " L. H.	1	.60		10
M-2407	" " " "	1	.60		11
F-2408	" " Tonneau R. H.	1	.60	09	
K-2408	" " " "	1	.60		10
M-2408	" " " "	1	.60		11
F-2409	" " " L. H.	1	.60	09	
K-2409	" " " "	1	.60		10
M-2409	" " " "	1	.60		11

## TOOL BOX

M-2410	Tool Box Complete (Painted)	1	\$10.00		11
M-2411	" " Lock "Upper" Assembled	2	.85		11
M-2412	" " Hasp	2	.35		11
M-2413	" " Lid (Complete with M-2411 and M-2414)	1	5.00		11
M-2414	" " Hinge	2	1.00		11
M-2415	" " " Machine Screw	14	per doz. .30		11
M-2416	" " Moulding		per foot .25		11

## FRONT DOOR

M-2420	Front Door Assembly R. H.	1	\$....		11
M-2421	" " " L. H.	1	...		11

When ordering parts give car number at all times.

Model Number	NAME OF ASSEMBLY OR PART,	Number per Car.	Price		
F-2455.....	Coat Strap R. A. and T. A.....	1	\$1.00	09	
K-2455.....	“ “ R. D. and P. T.....	1	1.00		10
M-2455.....	“ “ “ “ “ “ “ “.....	1	.75		11
NOTE—For Coat Strap Handles, see T. C. Assembly.					
F-2456.....	Deck Mat.....	1	6.00	09	
K-2456.....	“ “.....	1	6.00		10
M-2456.....	“ “.....	1	6.00		11
F-2457.....	“ “ Moulding Complete.....	per foot	.20	09	
K-2457.....	“ “ “ “.....	“ “	.20		10 11
M-2457.....	“ “ “ “.....	“ “	.20		10 11
F-2458.....	Floor Board Brake and Clutch Pedal Plate.....	1	.50	09	
K-2458.....	“ “ “ “ “ “ “ “.....	1	.50		10
M-2458.....	“ “ “ “ “ “ “ “.....	1	.50		11
F-2459.....	“ “ “ “ “ “ “ “ End.....	1	.15	09	
K-2459.....	“ “ “ “ “ “ “ “.....	1	.15		10
F-2460.....	“ Mat “Front”—2 Piece Complete.....	1	4.50	09	
K-2460.....	“ “ “ “.....	1	4.50		10
M-2460.....	“ “ “ “.....	1	4.50		11
F-2461.....	Pressure System Three-way Cock Plate.....	1	.20	09	
K-2461.....	“ “ “ “.....	1	.20		10

NOTE—For Model “M” Tool Box for Rd., see T. C. Assembly, M-2410.

**RUMBLE SEAT BOX**

F-2465.....	Rumble Seat Box—Complete and Painted.....	1	\$25.00	09	
K-2465.....	“ “ “ “ “ “ “ “.....	1	25.00		10
M-2465.....	“ “ “ “ “ “ “ “.....	1	25.00		11
F-2466.....	“ “ “ Lock Upper Assembled.....	2	.85	09 10	
K-2466.....	“ “ “ “ “ “ “ “.....	2	.85	09 10	
M-2466.....	“ “ “ “ “ “ “ “.....	2	.85		11
F-2467.....	“ “ “ Hasp.....	2	.35	09 10	
K-2467.....	“ “ “ “ “ “ “ “.....	2	.35	09 10	
M-2467.....	“ “ “ “ “ “ “ “.....	2	.35		11
F-2468.....	“ “ “ Hinge.....	2	.75	09 10	
K-2468.....	“ “ “ “ “ “ “ “.....	2	.75	09 10	
M-2468.....	“ “ “ “ “ “ “ “.....	2	.75		11
F-2469.....	“ “ “ “ Machine Screw.....	14	per doz. .25	09 10	
K-2469.....	“ “ “ “ “ “ “ “.....	14	“ “ .25	09 10	
M-2469.....	“ “ “ “ “ “ “ “.....	14	“ “ .25		11
F-2470.....	“ “ “ “ “ “ “ “ Plain Washer.....	14	per 100 .35	09 10 11	
K-2470.....	“ “ “ “ “ “ “ “.....	14	“ “ .35	09 10 11	
M-2470.....	“ “ “ “ “ “ “ “.....	14	“ “ .35	09 10 11	
F-2471.....	“ “ “ “ to Deck Bolt.....	4	per doz. .35	09 10 11	
K-2471.....	“ “ “ “ “ “ “ “.....	4	“ “ .35	09 10 11	
M-2471.....	“ “ “ “ “ “ “ “.....	4	“ “ .35	09 10 11	

When ordering parts give car number at all times.



## Repair Parts Price List

171

Model Number	NAME OF ASSEMBLY OR PART.	Number per Car.	Price			
F -2472.....	Rumble Seat Box to Deck Bolt Nut .....	4	per doz. \$0.30	09	10	11
K -2472.....	" " " " " " " " .....	4	" " .30	09	10	11
M-2472.....	" " " " " " " " .....	4	" " .30	09	10	11
F -2473.....	" " " " " " " " Lock-washer .....	4	per 100 .50	09	10	11
K -2473.....	" " " " " " " " " " .....	4	" " .50	09	10	11
M-2473.....	" " " " " " " " " " .....	4	" " .50	09	10	11
F -2474.....	" " " " " " " " Plain Washer .....	4	" " .40	09	10	11
K -2474.....	" " " " " " " " " " .....	4	" " .40	09	10	11
M-2474.....	" " " " " " " " " " .....	4	" " .40	09	10	11
F -2475.....	" " " " Moulding .....		per foot .25	09		
K -2475.....	" " " " " " " " .....		" " .25		10	
M-2475.....	" " " " " " " " .....		" " .25			11
F -2476.....	" " " " Padlock .....	2	1.00	09		
K -2476.....	" " " " " " " " .....	2	1.00		10	
M-2476.....	" " " " " " " " .....	2	1.00			11
K -2477.....	Kick Pad .....	2	2.00		10	11
M-2477.....	" " " " " " " " .....	2	2.00		10	11

## BODY ASSEMBLY—T. A.

F -2485.....	Body Assembly T. A. ....	1	\$200.00	09		
F -2486.....	Front Seat Cushion R. H. ....	1	12.00	09		
F -2487.....	" " " " L. H. ....	1	12.00	09		
F -2488.....	Rear Seat Cushion .....	1	23.00	09		
F -2489.....	Tonneau Mat .....	1	3.50	09		
F -2490.....	Gasoline Tank Band End Bracket R. H. ....	1	.60	09		
F -2491.....	" " " " " " L. H. ....	1	.90	09		
F -2492.....	Bracket Pin .....	2	.05	09		
F -2493.....	" Bolt ( $\frac{3}{8}$ x24x $\frac{1}{4}$ "") .....	2	per doz. .30	09		
F -2494.....	" " ( $\frac{3}{8}$ x24x3") .....	2	" " .35	09		
F -2495.....	" " Nut .....	4	" " .25	09		

## BODY ASSEMBLY R. A.

Same as T. A., except as follows:

F -2500.....	Body Assembly R. A. ....	1	\$250.00	09		
F -2501.....	Rumble Seat Complete with Deck .....	1	25.00	09		
F -2502.....	" " Cushion .....	1	8.00	09		
F -2503.....	Mat .....	1	3.50	09		

Read instructions on pages 5 and 6.

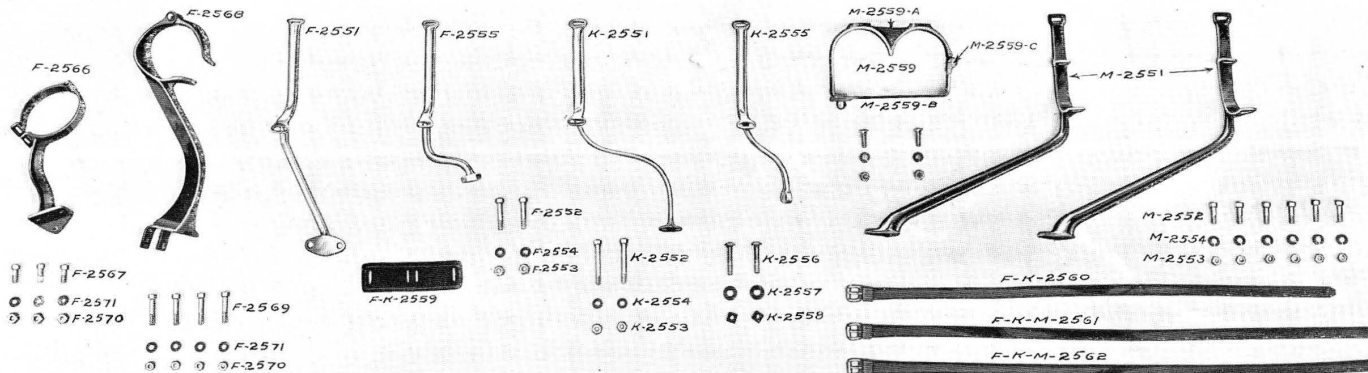
Model Number		NAME OF ASSEMBLY OR PART.		Number per Car.	Price		
K-2510.....	M-2510.....	Body Assembly P. T. with Dash.....		1	\$300.00	10	
				1	300.00		11
K-2511.....	M-2511.....	Bolt—Body to Frame (7/16x2 <sup>3</sup> / <sub>4</sub> " ).....		4	per doz. .25	10	11
				4	" " .35	10	11
K-2512.....	M-2512.....	" " " " " (7/16x3 <sup>3</sup> / <sub>4</sub> " ).....		2	" " .35	10	11
				2	" " .35	10	11
K-2513.....	M-2513.....	" " Nut (7/16" ).....		8	per doz. .25	10	11
				8	" " .25	10	11
K-2514.....	M-2514.....	" " " Lock-washer.....		8	per 100 .50	10	11
				8	" " .50	10	11
K-2515.....	M-2515.....	Front Seat Cushion R. H.....		1	12.00	10	
				1	12.00		11
K-2516.....	M-2516.....	" " " L. H. ....		1	12.00	10	
				1	12.00		11
K-2517.....	M-2517.....	Rear Seat Cushion.....		1	23.00	10	
				1	23.00		11
K-2518.....	M-2518.....	Door Hinge Tonneau—R. H. "Upper".....		1	.80	10	
				1	.80		11
K-2519.....	M-2519.....	" " " L. H. ....		1	.80	10	
				1	.80		11
K-2520.....	M-2520.....	" " " R. H. "Lower".....		1	1.00	10	
				1	1.00		11
K-2521.....	M-2521.....	" " " L. H. ....		1	1.00	10	
				1	1.00		11
K-2522.....	M-2522.....	" Lock R. H. or L. H.....		2	2.00	10	
				2	2.00		11
K-2523.....	M-2523.....	" " Latch Plate R. H. or L. H.....		2	.20	10	
				2	.20		11
K-2524.....	M-2524.....	Foot Rail Complete.....		1	3.75	10	
				1	4.00		11
K-2525.....	M-2525.....	Mat—Tonneau.....		1	3.00	10	
				1	3.00		11
M-2525-a.....	M-2525-b.....	" " (Floor).....		1	1.00	11	
		" " (Heel Board).....		1	1.00		11
M-2525-c.....	M-2525-d.....	" " (Toe Board).....		1	1.00	11	
		" " (Side).....		2	.50		11
K-2526.....	M-2526.....	" "Front".....		1	4.50	10	
				1	4.50		11
K-2527.....	M-2527.....	Scuff Plate "Tonneau" R. H.....		1	.60	10	
				1	1.00		11
K-2528.....	M-2529.....	" " " L. H. ....		1	.60	10	
				1	1.00		11

When ordering parts give car number at all times.

Repair Parts Price List

BODY ASSEMBLY—P. T. "DETACHABLE"

Model Number	NAME OF ASSEMBLY OR PART	Number per Car.	Price	
K-2540.....	Detachable Tonneau—"Only"	1	\$150.00	10
K-2541.....	Scuff Plate R. H.	1	.60	10
M-2541.....	" " " "	1	1.00	11
K-2542.....	" " L. H.	1	.60	10
M-2542.....	" " " "	1	1.00	11



Model Number	TIRE CARRIER ASSEMBLY	Number per Car.	Price	
F-2550.....	Tire Carrier Assembly T. C.	1	\$5.00	09
K-2550.....	" " " "	1	5.00	10
M-2550.....	" " " "	1	5.00	11
F-2551.....	" " Iron "Front"	1	2.00	09
K-2551.....	" " " "	1	2.00	10
M-2551.....	" " "Upper"	2	1.50	11
F-2552.....	" " "Front" Bolt	2	per doz. .35	09
K-2552.....	" " " "	2	" " .35	10
M-2552.....	" " "Upper" Bolt	6	" " .35	11
F-2553.....	" " "Front" Bolt Nut	2	" " .30	09 10 11
K-2553.....	" " " "	2	" " .25	09 10 11
M-2553.....	" " "Upper" Bolt Nut	6	" " .30	09 10 11

Read instructions on pages 5 and 6.

Model Number	NAME OF ASSEMBLY OR PART,				Number per Car.	Price			
F-2554.....	Tire Carrier	"Front"	Bolt Nut	Lock-washer.....	2	per 100	\$1.50	09	10 11
K-2554.....	"	"	"	" " " ".....	2	" "	.50	09	10 11
M-2554.....	"	"Upper"	"	" " " ".....	6	" "	.50	09	10 11
F-2555.....	"	"	Iron "Rear"	" " " ".....	1	" "	1.50	09	
K-2555.....	"	"	"	" " " ".....	1	" "	1.50		10
M-2555.....	"	"	"	"Upper" (See M-3051).....					
F-2556.....	"	"	"	"Rear" Bolt.....	2	per doz.	.40	09	
K-2556.....	"	"	"	" " " ".....	2	" "	.40		10
M-2556.....	"	"	"	"Upper" Bolt (See M-3052).....					
F-2557.....	"	"	"	"Rear" Bolt Nut.....	2	" "	.35	09	
K-2557.....	"	"	"	" " " ".....	2	" "	.30		10
M-2557.....	"	"	"	"Upper" Bolt Nut (See M-3053).....					
F-2558.....	"	"	"	"Rear" Bolt Nut Lock-washer.....	2	per 100	.55	09	
K-2558.....	"	"	"	" " " ".....	2	" "	.55		10
M-2558.....	"	"	"	"Upper" Bolt Nut Lock-washer (See M-3054).....		" "	.55		
F-2559.....	"	"		Pad (for Running Board).....	1	" "	.30	09	10
K-2559.....	"	"		" " " ".....	1	" "	.30	09	10
M-2559.....	"	"	Iron	"Lower" Assembly.....	1	" "	1.50		11
M-2559-a.....	"	"	"	" " " ".....	1	" "	.75		11
M-2559-b.....	"	"	"	" " Hinge.....	1	" "	.50		11
M-2559-c.....	"	"	"	" " Pin.....	1	" "	.05		11
F-2560.....	"	"	"	Strap (32").....	2	" "	.35	09	10
K-2560.....	"	"	"	" (32").....	2	" "	.35	09	10
M-2560.....	"	"	"	" (36").....	2	" "	.40		11
F-2561.....	"	"		Strap Tire to Running Board (36").....	1	" "	.40	09	10
K-2561.....	"	"		" " " " (36").....	1	" "	.40	09	10

TIRE CARRIER ASSEMBLY R. A.

F-2565.....	Tire Carrier Assembly R. A.....	1	\$5.00	09
F-2566.....	" " Iron "Upper".....	2	1.50	09
F-2567.....	" " " " Bolt (3/8x24x13/4").....	4	per doz. .35	09
F-2568.....	" " " " "Lower".....	1	2.00	09
F-2569.....	" " " " Bolt (3/8x24x1").....	3	per doz. .35	09
F-2570.....	" " " " Bolt Nut.....	7	" " .25	09
F-2571.....	" " " " Lock-washer.....	7	per 100 .45	09
F-2572.....	" " Strap.....	3	.40	09

When ordering parts give car number at all times.

## Repair Parts Price List

175

Model Number	NAME OF ASSEMBLY OR PART,	Number per Car.	Price	
<b>TIRE CARRIER ASSEMBLY RD. AND COUPE</b>				
K-2575.....	Upper Tire Iron .....	2	<b>\$1.50</b>	10
K-2576.....	Tire Iron Hinge .....	3	.75	10
K-2577.....	Rd. and Coupe Rear Tire Iron Support R. H.....	1	.35	10
K-2578.....	Rd. Coupe Tire Hook.....	1	2.00	10
K-2579.....	" " " " Bolt .....	3 per doz.	.35	10
K-2580.....	" " " " " Nut .....	3 " "	.27	10
K-2581.....	" " " " " " Lock-washer .....	3 per 100	.45	10
<b>TRUNK RACK ASSEMBLY</b>				
K-2585.....	Trunk Rack Assembly T. C. Rd. and P. T.....	1	<b>\$10.00</b>	10
M-2585.....	" " " " " " .....	1	10.00	11
K-2586.....	" " Anchor (See K-911) .....	2		10
M-2586.....	" " Bracket .....	2	.40	11
K-2587.....	" " Hinge .....	2	.30	10
M-2587.....	" " " " " " .....	2	.30	11
K-2588.....	" " Strap .....	2	.75	10
M-2588.....	" " " " " " .....	2	.75	11
K-2589.....	Baggage Carrier Strap .....	2	1.25	10 11
M-2589.....	" " " " " " .....	2	1.25	10 11
K-2590.....	Trunk Rack Tie Strap.....	1	.20	10 11
M-2590.....	" " " " " " .....	1	.20	10 11
K-2590-a.....	" " " " Footman Loop .....	1	.05	10 11
M-2590-a.....	" " " " " " .....	1	.05	10 11
M-2591.....	" " Bracket Arm .....	2	.25	11
M-2592.....	" " " " Nut .....	2 per doz.	.30	11
M-2593.....	" " " " Lock-washer .....	2 per 100	.55	11
K-2594.....	" " " Bolt .....	2 per doz.	.35	10
M-2594.....	" " Hinge Rod .....	1	.30	11
M-2595.....	" " " " Nut .....	1 per doz.	.35	11
K-2596.....	" " Strap Body Anchor .....	2	.15	10 11
M-2596.....	" " " " " " .....	2	.15	10 11
<b>WINDSHIELD ASSEMBLY T. C.</b>				
Consists of parts to 3130 inclusive.				
K-2600.....	Windshield Assembly T. C.....	1	<b>\$50.00</b>	10
M-2600.....	" " " " " " .....	1	50.00	11
K-2601.....	" Filler Board .....	1	3.00	10
K-2602.....	" Stay Rod R. H. "Long".....	1	1.50	10
M-2602.....	" " " " " " .....	1	1.50	11

Read instructions on pages 5 and 6.

Model Number	NAME OF ASSEMBLY OR PART.	Number per Car.	Price		
K-2603.....	Windshield Stay Rod L. H. Long.....	1	\$1.50	10	
M-2603.....	.....	1	1.50		11
K-2604.....	“ “ “ to Frame Bracket R. H.....	1	.30	10	
M-2604.....	.....	1	.30		11
K-2605.....	“ “ “ “ “ “ L. H. ....	1	.30	10	
M-2605.....	.....	1	.30		11
K-2606.....	“ “ “ Bracket to Frame Bolt (3/8x16x2").....	2	per doz. .40	10	11
M-2606.....	.....	2	.40		11
K-2607.....	“ “ “ “ “ “ “ Nut .....	2	“ “ .20	10	11
M-2607.....	.....	2	.20		11
K-2608.....	“ “ “ “ “ “ “ Plain Washer .....	2	per 100 .50	10	11
M-2608.....	.....	2	.50		11
K-2609.....	“ “ “ “ “ “ “ Lock-washer .....	2	“ “ .50	10	11
M-2609.....	.....	2	.50		11
K-2610.....	“ to Bracket Taper Bolt (1").....	2	.05	10	11
M-2610.....	.....	2	.05		11
K-2611.....	“ “ “ “ “ Acorn Nut .....	2	per doz. .40	10	11
M-2611.....	.....	2	.40		11
K-2612.....	“ “ “ “ “ Lock-washer .....	2	per 100 .45	10	11
M-2612.....	.....	2	.45		11
K-2613.....	“ Stay Rod Long to Windshield Bracket Bolt .....	2	.05	10	11
M-2613.....	.....	2	.05		11
K-2614.....	“ “ “ “ “ “ “ Lock-washer .....	2	per 100 .50	10	11
M-2614.....	.....	2	.50		11
K-2615.....	“ “ “ “ “ “ “ Brass Washer .....	2	“ “ .50	10	11
M-2615.....	.....	2	.50		11
K-2616.....	“ Spring “Case” to Windshield Bolt.....	2	.05	10	11
M-2616.....	.....	2	.05		11
K-2617.....	“ “ “ with Spring and Rods Complete.....	2	1.00	10	11
M-2617.....	.....	2	1.00		11
K-2618.....	“ “ “ to Windshield Bolt Plain Washer.....	2	per 100 .50	10	11
M-2618.....	.....	2	.50		11
K-2619.....	“ “ “ “ “ Lock-washer .....	2	“ “ .50	10	11
M-2619.....	.....	2	.50		11
K-2620.....	“ to Filler Board Center Bracket.....	1	.60	10	
K-2621.....	“ “ “ “ “ Bolt .....	2	.05	10	
K-2622.....	“ “ “ “ “ Nut .....	2	per doz. .40	10	
K-2622-a.....	“ “ “ “ “ Plain Washer .....	2	per 100 .50	10	
K-2623.....	“ Filler Board to Lamp Bracket Support Bracket.....	2	.75	10	
M-2623.....	“ to Dash Clamp “Front”.....	2	.35		11
M-2623-a.....	“ “ “ “ “Rear”.....	2	.35		11

When ordering parts give car number at all times.

## Repair Parts Price List

Model Number	NAME OF ASSEMBLY OR PART.	Number per Car.	Price		
K-2624.....	Windshield Filler Board to Lamp Bracket—Bracket Bolt.....	4	per doz. \$0.40	10	
M-2624.....	“ to Dash Clamp Bolt.....	4	“ “ .40		11
K-2625.....	“ Filler Board to Lamp Bracket—Bracket Bolt Nut.....	4	.05	10	
M-2625.....	“ to Dash Clamp Bolt Nut.....	4	.05		11
K-2626.....	“ Filler Board to Lamp Bracket—Bracket Plain Washer.....	4	per 100 .40	10	
K-2627.....	“ “ “ “ “ “ “ Bolt Lock-washer.....	4	“ “ .45	10	
M-2627.....	“ to Dash Clamp Bolt Lock-washer.....	4	“ “ .40		11
M-2628.....	“ Clamp to Windshield Screw.....	2	per doz. .35		11
M-2629.....	“ “ “ “ “ Washer (Rubber).....	2	“ “ .20		11
M-2630.....	“ to Dash Rubber Gasket.....	1	.50		11

## WINDSHIELD ASSEMBLY RD. AND P. T.

K-2640.....	Windshield Assembly.....	1	\$50.00	10	
M-2640.....	“.....	1	50.00		11
K-2641.....	“ Filler Board.....	1	3.00	10	
M-2641.....	“ “.....	1	3.00		11
K-2642.....	“ Bracket “Side”.....	2	.30	10	
M-2642.....	“ to Filler Board Clamp Complete “Side”.....	2	.25		11
K-2643.....	“ Bracket “Middle”.....	1	1.00	10	
M-2643.....	“ “.....	1	1.00		11
K-2644.....	“ to Filler Board Bracket Bolt and Nut.....	5	per doz. .60	10	
M-2644.....	“ “.....	5	“ “ .60		11
K-2645.....	“ Spring Case Complete.....	2	1.00	10	
M-2645.....	“ “.....	2	1.00		11
K-2646.....	“ Stay Rod to Body R. H.....	1	1.25	10	
M-2646.....	“ “.....	1	1.25		11
K-2647.....	“ “ “ “ “ L. H.....	1	1.25	10	
M-2647.....	“ “ “ “ “ “.....	1	1.25		11
K-2648.....	“ “ “ Bracket to Body Bolt.....	4	per doz. .35	10	
M-2648.....	“ “ “ “.....	4	“ “ .35		11

## GASOLINE TANK ASSEMBLY

F-2660.....	Gasoline Tank T. C.....	1	\$15.00	09	
K-2660.....	“.....	1	15.00		10
M-2660.....	“ “.....	1	15.00		11
F-2661.....	“ “ Filler Cap.....	1	.75	09 10 11	
K-2661.....	“ “ “.....	1	.75	09 10 11	
M-2661.....	“ “ “.....	1	.75	09 10 11	
F-2662.....	“ “ Strainer.....	1	.40	09 10 11	
K-2662.....	“ “ “.....	1	.40	09 10 11	
M-2662.....	“ “ “.....	1	.40	09 10 11	

Read instructions on pages 5 and 6.

Model Number	NAME OF ASSEMBLY OR PART.			Number per Car.	Price			
F-2663.....	Gasoline Tank	Supporting	Strip.....	2	\$0.25	09		
K-2663.....	"	"	"	2	.25		10	
M-2663.....	"	"	Strap.....	2	.50			11
F-2664.....	"	"	Strip Hanger.....	4	.15	09	10	
K-2664.....	"	"	"	4	.15	09	10	
M-2664.....	"	"	Strap Hanger.....	4	.25			11
F-2665.....	"	"	Strip Hanger Bolt.....	8	per doz. .30	09	10	
K-2665.....	"	"	"	8	" " .30	09	10	
M-2665.....	"	"	Strap End Rivet.....	32	per lb. .15			11
F-2666.....	"	"	Strip Hanger Bolt Nut.....	8	per doz. .25	09	10	
K-2666.....	"	"	"	8	" " .25	09	10	
M-2666.....	"	"	Strap End Nut.....	4	" " .25			11
F-2667.....	"	"	Strip Bolt Lock-washer.....	8	per 100 .50	09	10	
K-2667.....	"	"	"	8	" " .50	09	10	
F-2668.....	"	"	Filler Base.....	1	1.00	09	10	11
K-2668.....	"	"	"	1	1.00	09	10	11
M-2668.....	"	"	"	1	1.00	09	10	11

## SEDIMENT CUP ASSEMBLY

F-2670.....	Sediment Cup Assembly.....	1	\$2.00	09	10	11
K-2670.....	" " ".....	1	2.00	09	10	11
M-2670.....	" " ".....	1	2.00	09	10	11
F-2671.....	Gasoline Sediment Cup.....	1	.60	09	10	11
K-2671.....	" " ".....	1	.60	09	10	11
M-2671.....	" " ".....	1	.60	09	10	11
F-2672.....	Sediment Cup Strainer.....	1	.40	09	10	11
K-2672.....	" " ".....	1	.40	09	10	11
M-2672.....	" " ".....	1	.40	09	10	11
F-2673.....	Gasoline Sediment Cup Strainer Spring.....	1	.10	09	10	11
K-2673.....	" " ".....	1	.10	09	10	11
M-2673.....	" " ".....	1	.10	09	10	11
F-2674.....	" " " Pipe Bushing (1/4 to 3/4").....	1	.10	09	10	11
K-2674.....	" " " " " (1/4 to 3/4").....	1	.10	09	10	11
M-2674.....	" " " " " (1/4 to 3/4").....	1	.10	09	10	11
F-2675.....	" " " Drip Cock.....	1	.20	09	10	11
K-2675.....	" " " " ".....	1	.20	09	10	11
M-2675.....	" " " " ".....	1	.20	09	10	11
F-2676.....	" " " Feed Cock (1/4 to 3/8").....	1	.30	09	10	11
K-2676.....	" " " " " (1/4 to 3/8").....	1	.30	09	10	11
M-2676.....	" " " Tube Union (1/4 to 3/8").....	1	.30	09	10	11
F-2677.....	" " " Flange Base.....	1	.50	09	10	11
K-2677.....	" " " " ".....	1	.50	09	10	11
M-2677.....	" " " " ".....	1	.50	09	10	11

When ordering parts give car number at all times.



## Repair Parts Price List

179

## GASOLINE PIPE MISCELLANY

Model Number	NAME OF ASSEMBLY OR PART.	Number per Car.	Price			
F-2680.....	Gasoline Feed Pipe (59½").....	1	\$1.00	09		
K-2680.....	" " " (75¾").....	1	1.35		10	
M-2680.....	" " " Tank to Valve (38½").....	1	.85			11
M-2680-a.....	" " " Valve to Carburetor (35¾").....	1	.80			11
M-2681.....	" " " ".....	1	.60			11
F-2682.....	" Pipe Protection Assembly.....	1	.20	09	10	11
K-2682.....	" " " ".....	1	.20	09	10	11
M-2682.....	" " " ".....	1	.20	09	10	11
F-2683.....	" " " Leather Washer "Large".....	2	.05	09	10	11
K-2683.....	" " " " " ".....	2	.05	09	10	11
M-2683.....	" " " " " ".....	2	.05	09	10	11
F-2684.....	" " " " " " "Small".....	1	.05	09	10	11
K-2684.....	" " " " " " ".....	1	.05	09	10	11
M-2684.....	" " " " " " ".....	1	.05	09	10	11
F-2685.....	" " " Machine Screw, Nuts and Burs.....	2	per doz. .40	09	10	11
K-2685.....	" " " " " " ".....	2	.40	09	10	11
M-2685.....	" " " " " " ".....	2	.40	09	10	11

## GASOLINE TANK ASSEMBLY RD.

Same as T. C., except as follows:

F-2690.....	Gasoline Tank Rd.....	1	\$15.00	09		
K-2690.....	" " " and P. T. ....	1	15.00		10	
M-2690.....	" " " " ".....	1	15.00			11
F-2691.....	" " Filler Cap.....	1	.75	09	10	11
K-2691.....	" " " ".....	1	.75	09	10	11
M-2691.....	" " " ".....	1	.75	09	10	11
F-2692.....	" " Support Bracket.....	4	.15	09		
K-2692.....	" " Supporting Strip.....	2	.25		10	
M-2692.....	" " " Strap.....	2	.50			11

## GASOLINE PIPE MISCELLANY RD.

F-2695.....	Gasoline Feed Pipe Rd.....	1	\$1.50	09		
K-2695.....	" " " and P. T. (83¾").....	1	1.50		10	
M-2695.....	" " " Tank to Valve (49¾").....	1	.90			11
M-2695-a.....	" " " Valve to Carburetor (Same as M-3180-a).....	1	.80			11

## PRESSURE REGULATOR ASSEMBLY

Consists of parts to 3219 inclusive.

F-2700.....	Pressure Regulator Assembly.....	1	\$9.00			
K-2700.....	" " ".....	1	9.00			
M-2700.....	" " ".....	1	9.00			

Read instructions on pages 5 and 6.

Model Number	NAME OF ASSEMBLY OR PART.	Number per Car.	Price
F -2701.....	Pressure Regulator Body.....	1	\$4.00
K -2701.....	" " " ".....	1	4.00
M -2701.....	" " " ".....	1	4.00
F -2702.....	" " Relief V. Hub.....	1	.20
K -2702.....	" " " " " ".....	1	.20
M -2702.....	" " " " " ".....	1	.20
F -2703.....	" " " " Disc.....	1	.20
K -2703.....	" " " " " ".....	1	.20
M -2703.....	" " " " " ".....	1	.20
F -2704.....	" " " " Stem.....	1	.10
K -2704.....	" " " " " ".....	1	.10
M -2704.....	" " " " " ".....	1	.10
F -2705.....	" " " " Spring.....	1	.06
K -2705.....	" " " " " ".....	1	.06
M -2705.....	" " " " " ".....	1	.06
F -2706.....	" " Reg. Screw.....	1	.10
K -2706.....	" " " " " ".....	1	.10
M -2706.....	" " " " " ".....	1	.10
F -2707.....	" " " " Lock Nut.....	1	.06
K -2707.....	" " " " " ".....	1	.06
M -2707.....	" " " " " ".....	1	.06
F -2708.....	" " Check Valve Disc.....	1	.30
K -2708.....	" " " " " ".....	1	.30
M -2708.....	" " " " " ".....	1	.30
F -2709.....	" " " " Spring.....	1	.10
K -2709.....	" " " " " ".....	1	.10
M -2709.....	" " " " " ".....	1	.10
F -2710.....	" " Radiator Spiral Tube (Complete).....	1	1.00
K -2710.....	" " " " " ".....	1	1.00
M -2710.....	" " " " " ".....	1	1.00
F -2711.....	" " Strainer Gauze (Complete).....	1	.40
K -2711.....	" " " " " ".....	1	.50
M -2711.....	" " " " " ".....	1	.40
F -2712.....	" " Inlet Union Ring.....	1	.10
K -2712.....	" " " " " ".....	1	.10
M -2712.....	" " " " " ".....	1	.10
F -2713.....	" " Check Valve Cap.....	1	.30
K -2713.....	" " " " " ".....	1	.30
M -2713.....	" " " " " ".....	1	.30
F -2714.....	" " Outlet Union Rings.....	1	.06
K -2714.....	" " " " " ".....	1	.06
M -2714.....	" " " " " ".....	1	.06

When ordering parts give car number at all times.

## Repair Parts Price List

Model Number	NAME OF ASSEMBLY OR PART.	Number per Car.	Price			
F-2715.....	Pressure Regulator Drain Cap .....	1	\$0.40			
K-2715.....	" " " " .....	1	.40			
M-2715.....	" " " " .....	1	.40			
F-2716.....	" " " " Washer .....	1	.04			
K-2716.....	" " " " .....	1	.04			
M-2716.....	" " " " .....	1	.04			
F-2717.....	" " L. H. Spring Key Cock .....	1	.60			
K-2717.....	" " " " " " .....	1	.60			
M-2717.....	" " " " " " .....	1	.60			
F-2718.....	" " Bracket .....	1	.50			
K-2718.....	" " " " .....	1	.50			
M-2718.....	" " " " .....	1	.50			
F-2719.....	" " " Screws .....	1	.06			
K-2719.....	" " " " .....	1	.06			
M-2719.....	" " " " .....	1	.06			
F-2725.....	Gasoline Pressure Pipe Regulator to Exhaust.....	1	1.00	09		
K-2725.....	" " " " " " .....	1	1.00		10	
M-2725.....	" " " " " " .....	1	1.00			11
F-2726.....	" " " " " Union .....	1	.20	09	10	
K-2726.....	" " " " " " .....	1	.20	09	10	
M-2726.....	" " " " " Packing Nut .....	1	.20			11
F-2727.....	" " " " " Three-way Valve .....	1	.75	09		
K-2727.....	" " " " " " .....	1	.75		10	
M-2727.....	" " " " " Tank .....	1	.75			11
F-2728.....	" " " Hand Pump to Three-way Valve .....	1	.50	09	10	
K-2728.....	" " " " " " .....	1	.50	09	10	
M-2728.....	" " " " " Gasoline Tank .....	1	.50			11
F-2729.....	" " " Three-way Valve to Tank.....	1	.50	09	10	
K-2729.....	" " " " " " .....	1	.50	09	10	
F-2730.....	" " " " " " .....	1	1.50	09		
K-2730.....	" " " " " " .....	1	1.50		10	
M-2730.....	" " " " " " .....	1	1.50			11
F-2731.....	" " " Hand Air Pump .....	1	3.00	09		
K-2731.....	" " " " " " .....	1	3.00		10	
M-2731.....	" " " " " " .....	1	3.00			11
M-2732.....	" " " " " Support .....	1	.30			11
M-2733.....	" " " Block .....	1	.15			11

Read instructions on pages 5 and 6.

## GASOLINE TANK ASSEMBLY R. A. AND T. A.

Model Number	NAME OF ASSEMBLY OR PART.	Number per Car.	Price	
F-2735.....	Gasoline Tank Assembly R. A. and T. A.....	1	\$18.00	09
F-2736.....	" " .....	1	17.00	09
F-2737.....	" " Filler Cap .....	1	.75	09
F-2738.....	" " " " Strainer .....	1	.40	09
F-2739.....	" " Band Assembly .....	2	1.00	09
F-2740.....	" Feed Pipe .....	1	1.25	09

## LIGHTING SYSTEM MISCELLANY

F-2750.....	Acetylene Generator Solar No. 111.....	1	\$12.00	09	
K-2750.....	" " Atwood—Castle No. 110.....	1	12.00		10
M-2750.....	" " " " No. 110.....	1	12.00		11
F-2751.....	" " to Bracket Bolt.....	3	per doz. .40	09	
K-2751.....	" " " " " " .....	3	" " .40		10 11
M-2751.....	" " " " " " .....	3	" " .40		10 11
F-2752.....	" " " " " Nut .....	3	" " .30	09	10 11
K-2752.....	" " " " " " .....	3	" " .30	09	10 11
M-2752.....	" " " " " " .....	3	" " .30	09	10 11
F-2753.....	" " " " " " Lock-washer .....	3	per 100 .50	09	10 11
K-2753.....	" " " " " " " " .....	3	" " .50	09	10 11
M-2753.....	" " " " " " " " .....	3	" " .50	09	10 11
F-2754.....	" " Bracket .....	1	.75	09	
K-2754.....	" " " " .....	1	.75		10
M-2754.....	" " " " .....	1	.75		11
F-2755.....	" " to Frame Bolt (5/16x24x7/8).....	4	per doz. .40	09	
K-2755.....	" " " " " (3/8x1") .....	4	" " .40		10 11
M-2755.....	" " " " " (3/8x1") .....	4	" " .40		10 11
F-2756.....	" " " " " Nut .....	4	" " .25	09	
K-2756.....	" " " " " " .....	4	" " .30		10 11
M-2756.....	" " " " " " .....	4	" " .30		10 11
F-2757.....	" " " " " " Lock-washer .....	4	per 100 .45	09	
K-2757.....	" " " " " " " " .....	4	" " .50		10 11
M-2757.....	" " " " " " " " .....	4	" " .50		10 11
F-2760.....	Prest-o-lite Tank .....	1	25.00	09	
K-2760.....	" " " " .....	1	25.00		10
M-2760.....	" " " " .....	1	25.00		11
M-2761.....	" " " Cover .....	1	1.00		11
F-2762.....	" " " Band Assembly .....	2	1.50	09	10
K-2762.....	" " " " " .....	2	1.50	09	10
M-2762.....	" " " Bracket " .....	2	1.50		11

When ordering parts give car number at all times.

## Repair Parts Price List

183

Model Number	NAME OF ASSEMBLY OR PART.	Number per Car.	Price		
F-2763.....	Prest-o-lite Tank Band .....	2	<b>\$0.75</b>	09	10
K-2763.....	" " " " .....	2	.75	09	10
M-2763.....	" " " Bracket .....	2	1.00		11
M-2763-a.....	" " " Spring .....	2	.10		11
F-2764.....	" " " Band "T" Bolt .....	2	.05	09	10
K-2764.....	" " " " " " .....	2	.05	09	10
M-2764.....	" " " Bracket Set Screw.....	2	.05		11
F-2765.....	" " " Band "T" Bolt Thumb Nut.....	2	per doz. .45	09	10
K-2765.....	" " " " " " .....	2	.45	09	10
M-2765.....	" " " Bracket Set Screw Lock Nut.....	2	" " .25		11
F-2766.....	" " " Band to Running Board Bolt.....	2	" " .40	09	
K-2766.....	" " " " " " .....	2	" " .40		10
M-2766.....	" " " Bracket to Frame Bolt.....	4	" " .40		11
F-2767.....	" " " Band Bolt Plain Washer.....	2	per 100 .30	09	10
K-2767.....	" " " " " " .....	2	" " .30	09	10
F-2768.....	" " " " " Lock-washer .....	2	" " .50	09	10 11
K-2768.....	" " " " " " .....	2	" " .50	09	10 11
M-2768.....	" " " Bracket Bolt Lock-washer .....	4	" " .50	09	10 11
F-2769.....	" " " Band Bolt Nut .....	2	per doz. .25	09	
K-2769.....	" " " " " " .....	2	" " .30		10 11
M-2769.....	" " " Bracket Bolt Nut .....	4	" " .30		10 11

## GAS PIPE MISCELLANY.

F-2770.....	Gas Pipe—Gas Tank to "T" R. H. (58½").....	1	.50	09	
F-2770-a.....	" " " "T" to Lamp R. H. (58½").....	1	.50	09	
K-2770.....	" " Gas Tank to "T" (47").....	1	.40		10 11
M-2770.....	" " " " (47") .....	1	.40		10 11
F-2771.....	" " Cross Pipe "T" to Elbow (25¼").....	1	.30	09	
K-2772.....	" " "T" to Lamp R. H. (7⅞").....	1	.15		10 11
M-2772.....	" " " " (7⅞") .....	1	.15		10 11
F-2773.....	" " Elbow to Lamp L. H. (58½").....	1	.50	09	
K-2773.....	" " "T" to Lamp L. H. (35").....	1	.35		10 11
M-2773.....	" " " " (35") .....	1	.35		10 11
F-2774.....	" " "T" .....	1	.15	09	10 11
K-2774.....	" " " " .....	1	.15	09	10 11
M-2774.....	" " " " .....	1	.15	09	10 11
F-2775.....	" " Elbow .....	1	.15	09	
F-2776.....	" " Tube Union (5/16x1/8").....	1	.10	09	10
K-2776.....	" " " " (5/16x1/8") .....	1	.10	09	10
M-2776.....	" " " " .....	1	.10		11
F-2777.....	" " (Cross) Tube Union (5/16x1/4").....	1	.15	09	

Read instructions on pages 5 and 6.

Model Number	NAME OF ASSEMBLY OR PART.	Number per Car.	Price			
F-2778.....	Rubber Tube (1—Tank to Pipe—2—Pipe to Lamp).....	3	\$ .10	09	10	11
K-2778.....	" " (" " " " " " " " ) .....	3	.10	09	10	11
M-2778.....	" " (" " " " " " " " ) .....	3	.10	09	10	11
F-2779.....	Gas Pipe Clip .....	17	.05	09	10	11
K-2779.....	" " " .....	17	.05	09	10	11
M-2779.....	" " " .....	17	.05	09	10	11

LAMPS

F-2785.....	Gas Lamp "Front" .....	2	\$9.00	09		
K-2785.....	" " " .....	2	9.50		10	
K-2785-a.....	" " " .....	2	9.50		10	
M-2785.....	" " " .....	2	8.00			11
M-2785-a.....	" " " .....	2	8.00			11
F-2786.....	" " Bracket Iron .....	4	.50	09		
K-2786.....	" " " .....	2	1.25		10	
M-2786.....	" " " (Ship with Frame Assembly).....	2	1.50			11
F-2787.....	" " " " Nut .....	4 per doz.	.30	09		
K-2787.....	" " " " " .....	2	.50		10	
M-2787.....	" " " " Rivet .....	4 per lb.	.15			11
F-2788.....	" " " " Nut Lock-washer .....	4 per 100	.65	09		
K-2788.....	" " " " " .....	2	.75		10	
K-2789.....	" " " " Tie Rod Assembly.....	1	1.40		10	
M-2789.....	" " " " " .....	1	1.40			11
F-2790.....	Dash Lamp R. H.....	1	6.00	09		
K-2790.....	" " " .....	1	6.00		10	
M-2790.....	" " " .....	1	6.00			11
F-2791.....	" " L. H. ....	1	6.00	09		
K-2791.....	" " " .....	1	6.00		10	
M-2791.....	" " " .....	1	6.00			11
F-2792.....	Tail Lamp .....	1	3.75	09		
K-2792.....	" " " .....	1	3.75		10	
M-2792.....	" " " .....	1	3.75			11
M-2793.....	" " Bracket T. C.....	1	1.00			11
M-2794.....	" " " P. T. ....	1	1.00			11
M-2795.....	" " " R. D. ....	1	1.00			11
M-2796.....	" " " Coupe .....	1	1.00			11

TOP

F-2810.....	Top Touring Car—Mohair or Pantasote.....	1	\$100.00	09		
K-2810.....	" " " " " " .....	1	100.00		10	
M-2810.....	" " " " " " .....	1	100.00			11

When ordering parts give car number at all times.

## Repair Parts Price List

185

Model Number	NAME OF ASSEMBLY OR PART.	Number per Car.	Price		
F-2811.....	Top Tourabout—Mohair or Pantasote .....	1	\$100.00	09	
K-2811.....	" Pony Tonneau " " " .....	1	100.00		10
M-2811.....	" " " " " .....	1	100.00		11
F-2812.....	" Runabout " " " .....	1	75.00	09	
K-2812.....	" Roadster " " " .....	1	75.00		10
M-2812.....	" " " " " .....	1	75.00		11
M-2813.....	" Torpedo " " " .....	1	100.00		11
K-2814.....	" Detachable Pony Tonneau—Mohair or Pantasote.....	1	100.00		10
M-2815.....	" Torpedo Fore Door—Mohair or Pantasote.....	1	100.00		11
M-2816.....	" " Roadster—Mohair or Pantasote .....	1	75.00		11

## TOP ATTACHING IRONS (GOOSENECKS) T. C.

F-2820.....	Top Attaching Iron ("Front" Seat).....	2	\$0.65	09	
K-2820.....	" " " " " .....	2	.65		10
M-2820.....	" " " " " .....	2	.65		11
F-2821.....	" " " (Rear Seat) "Front".....	2	.65	09	
K-2821.....	" " " " " .....	2	.65		10
M-2821.....	" " Stud " " " .....	2	.25		11
F-2822.....	" " Iron " " "Rear" .....	2	1.00	09	
K-2822.....	" " " " " .....	2	1.00		10
M-2822.....	" " " R. H. (Rear Seat) "Rear" (For Bow Holder).....	1	.50		11
M-2822-a.....	" " " L. H. (Rear Seat) "Rear" (For Bow Holder).....	1	.50		11
F-2823.....	" Rest Bracket and Strap.....	2	1.00	09	
K-2823.....	" " " " " .....	2	1.00		10
M-2823.....	" Bow Holder Iron R. H. ....	1	1.50		11
M-2823-a.....	" " " L. H. ....	1	1.50		11
F-2824.....	" Attaching Iron Nut (Hexagon).....	6	.05	09	
K-2824.....	" " " " " .....	6	.05		10
M-2824.....	" " " Lock Nut .....	4	.10		11
F-2825.....	" " " Nut (Leather Covered).....	4	.15	09	
K-2825.....	" " " " " .....	4	.15		10
M-2825.....	" " " Stud Nut .....	2	.15		11

## TOP ATTACHING IRON (GOOSENECK) RD. &amp; P. T.

Same as Touring Car except as follows:

F-2830.....	Top Attaching Iron Front Seat.....	2	\$0.65	09	
K-2830.....	" " " " " .....	2	.65		10
M-2830.....	" " " " " .....	2	.65		11
F-2831.....	" " " Rear Seat "Front".....	2	.65	09	
K-2831.....	" " " " " .....	2	.65		10
M-2831.....	" " Stud Rear Seat "Front" (Same as M-3321).....	2	.25		11

Read instructions on pages 5 and 6.

*Chalmers Motor Company*

Model Number	NAME OF ASSEMBLY OR PART.	Number per Car.	Price		
F-2832	Top Attaching Iron Rear Seat "Rear"	2	\$1.00	09	
K-2832	" " " " " "	2	1.00		10
M-2832	" " " R. H. Rear Seat "Rear" (for Bow Holder)	1	.50		11
M-2832-a	" " " L. H. " " " "	1	.50		11
M-2833	" Bow Holder Iron R. H.	1	2.00		11
M-2834	" " " " L. H.	1	2.00		11

**SLIP COVERS AND CURTAINS**

NOTE—Should you desire your car fitted with Slip Covers or Curtains, we would suggest that you have this work done by a local upholsterer, or carriage manufacturer, who should be in a position to assure you a perfect fit—which we could not do, except that we have the Car at our Factory.

Should you desire to use the high grade material which we use for this purpose we would be pleased to furnish same to you. Prices for this material will be furnished you upon application to our Service Department.

**HORN ASSEMBLY.**

F-2850	Horn (Complete)	1	\$6.50	09	
K-2850	" " "	1	6.50		10
M-2850	" " "	1	6.50		11
F-2851	" (Only)	1	3.75	09	
K-2851	" " "	1	3.75		10
M-2851	" " "	1	3.75		11
F-2852	" Bulb	1	1.25	09	10 11
K-2852	" " "	1	1.25	09	10 11
M-2852	" " "	1	1.25	09	10 11
F-2853	" Tube	1	1.25	09	
K-2853	" " "	1	1.25		10
M-2853	" " "	1	1.25		11
F-2854	" Bracket (on Horn)	1	.25	09	
K-2854	" " " "	1	.25		10
M-2854	" " " "	1	.25		11
F-2855	" " Support	1	.50	09	
K-2855	" " " "	1	.50		10
M-2855	" " " "	1	.50		11

When ordering parts give car number at all times.



## Things To Do Today

# Things To Do Today

## If You Would Have Your Car Always in Perfect Condition

**MONDAY** Fill Crank Case with oil, gasoline tank with gasoline, and radiator with water. Oil valve stems, push rods, rocker arms and commutator. Screw down grease cups (two turns) on commutator and water pump.

While oiling, inspect fan belt, water pump and connections, wiring to commutator and magneto, spark plugs and terminals, exhaust valve plugs (for compression leaks), oil pump and pipe (for possible leaks).

**TUESDAY** Fill Crank Case with oil, gasoline tank with gasoline, and radiator with water. Oil fan, spark and throttle mechanism. Screw down grease cup on steering gear case.

Inspect carburetor water connections, wiring, inlet valves (must be tight). Screw down all grease cups on front springs.

**WEDNESDAY** Fill Crank Case with oil, gasoline tank with gasoline, and radiator with water. Remove floor boards and oil gear shifting mechanism, clutch and brake mechanism. Examine transmission and clutch casing for oil. Pack front universal joint with grease, if necessary. Screw down grease cup on propeller sleeve (1910 model).

Inspect gear shifting mechanism, clutch and brake. Tighten transmission brake, if necessary.

**THURSDAY** Fill Crank Case with oil, gasoline tank with gasoline, and radiator with water. Oil brake rods and also brake shafts on rear axle. Screw down grease cups on brake shaft (under tonneau floor), rear springs and spring seats. Pack rear universal joint (1911), if necessary. Screw down grease cups on propeller housing (1910).

Inspect rear spring bolts, brake rods and brake shafts.

**FRIDAY** Fill Crank Case with oil, gasoline tank with gasoline, and radiator with water. Oil starting crank. Screw down all grease cups on front springs, front axle, and steering cross rod. Pack connections on fore-and-aft rod, if necessary. Screw down grease cups on water pump and commutator gears.

Inspect steering connections and front springs for loose nuts and bolts.

**SATURDAY** Fill Crank Case with oil, gasoline tank with gasoline, and radiator with water. Oil steering wheel, spark and throttle control levers, gear shifting lever and brake lever.

Put two or three tablespoonfuls of kerosene in each cylinder once a week to cut carbon, preferably when motor is warm, and let stand over night. **THIS IS IMPORTANT.**

Inspect body bolts and fender bolts.